


SHRI GURU RAM RAI INSTITUTE OF MEDICAL AND HEALTH SCIENCES, PATEL NAGAR DEHRADUN
TEACHING SCHEDULE FOR MBBS,PHASE -III , BATCH 2019 (W.E.F. 1ST Feb 2022)
CLINICAL POSTING


Date	Days	10AM TO 12 PM	04 Weeks Clinical Posting in Med, Surgery, OBG, Paedia, CM, ENT, & Ophthalmology (23 Days Posting + 1 Day Ward Leaving for each Batch in Rotation)							
			Medicine	Surgery	OBG	Paedia	Community Medicine	Ortho	E.N.T	Oph
1-Feb-22	Tuesday	Clinical Posting	Batch AB IM- 1.10- Elicit document and present an appropriate history that will establish the diagnosis, cause and severity of heart failure including: presenting complaints, precipitating and exacerbating factors, risk factors exercise tolerance, changes in sleep patterns, features suggestive of infective endocarditis , IM- 1.16, Generate a differential diagnosis based on the clinical presentation and prioritise it based on the most likely diagnosis	Batch CD SU 18.3Describe and demonstrate the clinical examination of surgical patient including swelling and order relevant investigation for diagnosis. Describe and discuss appropriate treatment plan.	EF BATCH OG8.2 Elicit document and present an obstetric history including menstrual history, last menstrual period, previous obstetric history, comorbid conditions, past medical history and surgical history G35.5 Determine gestational age, EDD and obstetric formula.	Batch GH PE 7.5 Observe the correct technique of breastfeeding and distinguish right from wrong technique PE 7.7 Perform breast examination and Identify common problems during lactation such as retracted nipples, cracked nipples, breast engorgement, breast abscess PE 8.4 Elicit history on the Complementary Feeding habits	Batch I CM 2.1 to 2.4 Briefing to family study/family allotment	Batch J OR1.5 Describe and discuss the aetiopathogenesis, clinical features, investigations, and principles of management of dislocation of major joints, shoulder, knee, hip	Batch - K EN 2.1 Elicit document and present an appropriate history in a patient presenting with an ENT complaint	Batch L OP3.1 Elicit , document and present appropriate history in a patient with a red eye
2-Feb-22	Wednesday	Clinical Posting	IM- 1.18 Perform and interpret a 12 lead ECG	SU 18.3 Case Presentation	OG8.3 Describe, demonstrate, document and perform an obstetrical examination including a general and abdominal examination and clinical monitoring of maternal and fetal well-being; OG35.7 Obtain informed consent for any examination / procedure.	PE 1.7 Perform Developmental assessment and interpret PE3.3 Assessment of a child with developmental delay- elicit document and present history	CM 2.1 to 2.4 Socio-economic status and Immunization	OR2.1 Describe and discuss the mechanism of Injury, clinical features, investigations and plan management of fracture of clavicle	EN 2.2 Demonstrate the correct use of a headlamp in the examination of the ear, nose and throat EN 2.3 Demonstrate the correct technique of examination of the ear including Otoscopy EN 4.4 Demonstrate the correct technique to hold visualize and assess the mobility of the tympanic membrane and its mobility and interpret and diagrammatically represent the findings.	Op3.1 Elicit , document and present appropriate history in a patient with a red eye
3-Feb-22	Thursday	Clinical Posting	IM - 1.20 Determine the severity of valvular heart disease based on the clinical and laboratory and imaging features and determine the level of intervention required including surgery	SU 28.18 Describe and demonstrate clinical examination of abdomen. Order relevant investigations. Describe and discuss appropriate treatment plan	OG35.8 Write a complete case record with all necessary details.	PE 2.2 Assessment of a child with failure to thrive including eliciting an appropriate history and examination PE2.5 Assessment of a child with short stature: Elicit history; perform examination, document and present.	CM 2.1 to 2.4 Housing and dietary assessment-I	OR2.2 Describe and discuss the mechanism of Injury, clinical features, investigations and plan management of fractures of proximal humerus	EN2.5 Demonstrate the correct technique of examination of the nose & paranasal sinuses including the use of nasal speculum EN 2.6 Demonstrate the correct technique of examining the throat including the use of a tongue depressor EN 2.7 Demonstrate the correct technique of examination of neck including elicitation of laryngeal crepitus.	OP3.1 Elicit , document and present appropriate history in a patient with a red eye


Dr. Yashbir Dewan

Date	Days	10AM TO 12 PM	04 Weeks Clinical Posting in Med, Surgery, OBG, Paedia, CM, ENT, & Ophthalmology (23 Days Posting + 1 Day Ward Leaving for each Batch in Rotation)							
			Medicine	Surgery	OBG	Paedia	Community Medicine	Ortho	E.N.T	Oph
4-Feb-22	Friday	Clinical Posting	IM- 1.21 Describe and discuss and identify the clinical features of acute and subacute endocarditis, echocardiographic findings, blood culture and sensitivity and therapy	SU 28.18 Case Discussion	G35.6 Demonstrate ethical behavior in all aspects of medical practice. OG35.4 Demonstrate interpersonal and communication skills befitting a physician in order to discuss illness and its outcome with patient and family.	PE 24.9 Elicit, document and present history pertaining to diarrheal diseases PE 24.10 Assess for signs of dehydration, document and present PE 24.11 Apply the IMNCI guidelines in risk stratification of children with diarrheal dehydration and refer	CM 2.1 to 2.4 Individual health record and dietary assessment-2	OR2.3 Select, prescribe and communicate appropriate medications for relief of joint pain	EN 2.4 Demonstrate the correct technique of performance and interpret tuning fork tests.	AN41.1 Describe and demonstrate parts and layers of the eyeball
5-Feb-22	Saturday	Clinical Posting	IM- 1.26 Develop document and present a management plan for patients with heart failure based on type of failure, underlying aetiology	SU 28.9 Demonstrate the correct technique of examination of a patient with disorders of the stomach. Abdominal Examination	OG36.1 Plan and institute a line of treatment, which is need based, cost effective and appropriate for common conditions taking into consideration (a) Patient (b) Disease (c) Socio-economic status (d) Institution/ Governmental guidelines.	PE6.9 Perform routine Adolescent Health checkup including eliciting history, performing examination including SMR (Sexual Maturity Rating), growth assessments (using Growth charts) and systemic exam including thyroid and Breast exam and the HEADSS screening PE6.8 Respecting patient privacy and maintaining confidentiality while dealing with adolescence P E 11.3 Assessment of a child with obesity with regard to eliciting history including physical activity, charting and dietary recall PE6.11 Visit to the Adolescent Clinic	CM 2.1 to 2.4 Individual health record and dietary assessment-3	OR2.4 Describe and discuss the mechanism of injury, clinical features, investigations and principles of management of fracture of shaft of humerus and intercondylar fracture humerus with emphasis on neurovascular deficit	EN 4.5 Elicit document and present a correct history, demonstrate and describe the clinical features, choose the correct investigations and describe the principles of management of OME EN 4.6 Elicit document and present a correct history, demonstrate and describe the clinical features, choose the correct investigations and describe the principles of management of Discharging ear.	PY10.17 Describe and discuss functional anatomy of the eye
6-Feb-22	Sunday	Sunday	Sunday							
7-Feb-22	Monday	Clinical Posting	IM- 1.28 Enumerate the causes of adult presentations of congenital heart disease and describe the distinguishing features between cyanotic and acyanotic heart disease	SU 25.5 Demonstrate the correct technique to palpate the breast for breast swelling in a mannequin equivalent	OG8.1 Enumerate, describe and discuss the objectives of antenatal care, assessment of period of gestation; screening for high-risk factors.	PE 26.5 Elicit document and present the history related to diseases of Gastrointestinal system PE 26.6 PE 26.7 Identify external markers for GI and Liver disorders e.g. Jaundice, Pallor, Gynecomastia, Spider angioma, Palmar erythema, Ichthyosis, Caput medusa, Clubbing, Failing to thrive, Vitamin A and D deficiency Perform examination of the abdomen, demonstrate organomegaly, ascites etc	CM 5.4 Calculation of Nutrients/Preparation of family presentation	OR2.5 Describe and discuss the aetiopathogenesis, clinical features, mechanism of injury, investigation & principles of management of fractures of both bones forearm and Galeazzi and Monteggia injury	EN 4.7 Elicit document and present a correct history demonstrate and describe the clinical features, choose the correct investigations and describe the principles of management of CSOM	OP 1.3 Demonstrate the steps in performing the visual acuity assessment for distance

Date	Days	10AM TO 12 PM	04 Weeks Clinical Posting in Med, Surgery, OBG, Paedia, CM, ENT, & Ophthalmology (23 Days Posting + 1 Day Ward Leaving for each Batch in Rotation)							
			Medicine	Surgery	OBG	Paedia	Community Medicine	Ortho	E.N.T	Oph
8-Feb-22	Tuesday	Clinical Posting	IM- 1.29 Elicit document and present an appropriate history, demonstrate correctly general examination, relevant clinical findings and formulate document and present a management plan for an adult patient presenting with a common form of congenital heart disease	SU 25.5 Case Presentation	OG10.1, OG8.2 Define, classify and describe the aetiology, pathogenesis, clinical features, ultrasonography, differential diagnosis and management of antepartum haemorrhage in pregnancy	PE 28.9 Elicit, document and present age appropriate history of a child with upper respiratory problem including Stridor PE 28.13 Analyze the clinical symptoms and interpret physical findings and make a provisional / differential diagnosis in a child with ENT PE 28.14 symptoms Develop a treatment plan and document appropriately in a child with upper respiratory symptoms	CM 2.1 to 2.4 Family presentation-1	OR2.6 Describe and discuss the aetiopathogenesis, mechanism of injury, clinical features, investigations and principles of management of fractures of distal radius	EN 4.8 Elicit document and present a correct history, demonstrate and describe the clinical features, choose the correct investigations and describe the principles of management of squamosal type of CSOM	OP 1.3 Demonstrate the steps in performing the visual acuity assessment for near
9-Feb-22	Wednesday	Clinical Posting	IM- 2.9 Distinguish and differentiate between stable and unstable angina and AMI based on the clinical presentation	SU 22.3 Demonstrate and document the correct clinical examination of thyroid swellings and discuss the differential diagnosis and their management	OG8.4 Describe and demonstrate clinical monitoring of maternal and fetal well-being	PE 29.10 Elicit, document and present the history related to Hematology PE 29.11 Identify external markers for hematological disorders e.g. Jaundice, Pallor, Petechiae, Purpura, Ecchymosis, Lymphadenopathy, bone tenderness, loss of weight, Mucosal and large joint bleed.	CM 2.1 to 2.4 Family presentation-2	OR2.7 Describe and discuss the aetiopathogenesis, mechanism of injury, clinical features, investigations and principles of management of pelvic injuries with emphasis on hemodynamic instability	EN 4.12 Elicit document and present a correct history demonstrate and describe the clinical features, choose the correct investigations and describe the principles of management of Hearing loss	OP 2.2 Demonstrate the symptoms and clinical signs of common lid conditions
10-Feb-22	Thursday	Clinical Posting	IM- 2.10 Order, perform and interpret an ECG	SU 22.3 Case Presentation	OG9.3 Discuss the aetiology, clinical features, differential diagnosis of acute abdomen in early pregnancy (with a focus on ectopic pregnancy) and enumerate the principles of medical and surgical management.	PE 26.8 Analyze symptoms and interpret physical signs to make a provisional/ differential diagnosis PE 26. 9 Interpret Liver Function Tests, viral markers, Ultra sonogram report PE 26.13 Counsel and educate patients and their family appropriately on liver diseases	CM 2.1 to 2.4 Family presentation-3	OR2.8 Describe and discuss the aetiopathogenesis, mechanism of injury, clinical features, investigations and principles of management of spine injuries with emphasis on mobilisation of the patient	EN 4.1 Elicit document and present a correct history, demonstrate and describe the clinical features, choose the correct investigations and describe the principles of management of Otagia EN 4.3 Elicit document and present a correct history, demonstrate and describe the clinical features, choose the correct investigations and describe the principles of management of ASOM	OP 2.2 Demonstrate the symptoms and clinical signs of common lid conditions
11-Feb-22	Friday	Clinical Posting	IM - 2.16 Discuss and describe the indications for acute thrombolysis, PTCA and CABG, IM -2.17 Discuss and describe the indications and methods of cardiac rehabilitation	SU 27.2 Describe the etiopathogenesis, clinical features, investigation and principles of treatment of occlusive arterial disease.	OG11.1 Elicit, document, present, discuss the clinical features; diagnosis and investigations, complications, principles of management of multiple pregnancies.	PE 28.16 Interpret blood tests relevant to upper respiratory problems PE 28.17 Interpret X-ray of the paranasal sinuses and mastoid; and /or use, written report in case of management. Interpret CXR in foreign body aspiration and lower respiratory tract infection, understand the significance of thymic shadow in pediatric chest X-rays	CM 6.2, 6.3, 6.4 Biostatistics-1	OR2.9 Describe and discuss the mechanism of injury, Clinical features, investigations and principle of management of acetabular fracture	EN 4.22 Elicit document and present a correct history demonstrate and describe the clinical features, choose the correct investigations and describe the principles of management of Nasal Obstruction	OP2.3 Demonstrate under supervision clinical procedures performed in the lid


Date	Days	10AM TO 12 PM	04 Weeks Clinical Posting in Med, Surgery, OBG, Paedia, CM, ENT, & Ophthalmology (23 Days Posting + 1 Day Ward Leaving for each Batch in Rotation)							
			Medicine	Surgery	OBG	Paedia	Community Medicine	Ortho	E.N.T	Oph
12-Feb-22	Saturday	Clinical Posting	IM - 2.19 Discuss and describe the pathogenesis, recognition and management of complications of acute coronary syndromes including arrhythmias, shock, LV dysfunction, papillary muscle Rupture and pericarditis	SU 27.2Case Presentation	G12.3 Elicit, document, present and discuss the clinical, feature, investigations, criteria, adverse effects on the mother and foetus and the management during pregnancy and labor, and complications of diabetes in pregnancy	PE 29.12 Perform examination of the abdomen, demonstrate Organomegaly. PE 29.13 Analyze symptoms and interpret physical signs to make a provisional /differential diagnosis PE 29.14 Interpret CBC, LFT	CM 6.2, 6.3, 6.4 Biostatistics-2	OR2.10 Describe and discuss the aetiopathogenesis, mechanism of injury, clinical features, investigations and principles of management of fractures of proximal femur	EN 4.25 Elicit document and present a correct history, demonstrate and describe the clinical features, choose the correct investigations and describe the principles of management of type of Nasal Polyps	OP2.3 Demonstrate under supervision clinical procedures performed in the lid
13-Feb-22	Sunday	Sunday	Sunday							
14-Feb-22	Monday	Clinical Posting	IM - 3.4 Elicit document and present an appropriate history including the evolution, risk factors including immune status and occupational risk , IM - 3.5 Perform, document and demonstrate a physical examination including general examination and appropriate examination of the lungs that establishes the diagnosis, complications and severity of disease , IM 3.6 Generate document and present a differential diagnosis based on the clinical features, and prioritise the diagnosis based on the presentation	SU 27.6Describepathophysiology,clinical features,Investigations and principles of management of DVT and Varicose veins	OG12.8 Describe the mechanism, prophylaxis, fetal complications, diagnosis and management of isoimmunization in pregnancy.	PE 22.2 PE 23.7 Counsel a patient with Chronic illness Elicit appropriate history for a cardiac disease, analyze the symptoms PE 23.8 e.g. breathlessness, chest pain, tachycardia, feeding difficulty, failing to thrive, reduced urinary output, swelling, syncope, cyanotic spells, PE 23.9 Suck rest cycle, frontal swelling in infants. Identify external markers of a cardiac disease e.g. Cyanosis, Clubbing, dependent edema, dental caries, arthritis, erythema rash, chorea, subcutaneous nodules, Osler node, Janeway lesions and document	CM 6.2, 6.3, 6.4 Biostatistics-3	OR2.11 Describe and discuss the aetiopathogenesis, mechanism of injury, clinical features, investigations and principles of management of (a) Fracture patella (b) Fracture distal femur (c) Fracture proximal tibia with special focus on neurovascular injury and compartment syndrome	EN 4.27 Elicit document and present a correct history, demonstrate and describe the clinical features, choose the correct investigations and describe the principles of management of type of Allergic Rhinitis EN 4.28 Elicit document and present a correct history, demonstrate and describe the clinical features, choose the correct investigations and describe the principles of management of type of Vasomotor Rhinitis	OP3.9 Demonstrate the correct technique of instillation of eye drops in a simulated environment
15-Feb-22	Tuesday	Clinical Posting	IM- 3.18 Communicate and counsel patient on family on the diagnosis and therapy of pneumonia , IM - 3.19 Discuss, describe, enumerate the indications and communicate to patients on pneumococcal and influenza vaccines	SU 27.6Case Presentation	OG12.2 Elicit, document, present and discuss the clinical, feature diagnosis, investigations, adverse effects on the mother and foetus and the management during pregnancy and labor, and complications of anemia in pregnancy.	PE 34.5 Able to elicit, document and present history of contact with tuberculosis in every patient encounter PE 34.6 Identify a BCG scar PE 34.7 Interpret a Mantoux Test PE 34.8 Interpret a chest radiograph	CM 10.6 RCH-1	OR2.12 Describe and discuss the aetiopathogenesis, clinical features, investigations and principles of management of Fracture shaft of femur in all age groups and the recognition and management of fat embolism as a complication	EN 4.30 Elicit document and present a correct history, demonstrate and describe the clinical features, choose the correct investigations and describe the principles of management of type of Epistaxis	OP3.2 Demonstrate , document and present the correct method of examination of a red eye
16-Feb-22	Wednesday	Clinical Posting	IM - 4.7 Discuss and describe the pathophysiology and manifestations of the sepsis syndrome , IM - 4.12 Order and interpret diagnostic tests based on the differential K SH Y Bedside clinic, Skill Skill assessment Pathology, diagnosis including: CBC with differential, peripheral smear, urinary analysis with sediment, Chest X ray, blood and urine cultures, sputum gram stain and cultures, sputum AFB and cultures, CSF analysis, pleural and body fluid analysis, stool routine and culture and QBC	SU 27.8Demonstrate the correct examination of the lymphatic system	OG13.2 Elicit, document, present and discuss the clinical feature,diagnosis, investigations and management of preterm labor.	PE 29.18 Enumerate the referral criteria for Hematological conditions. PE 29.19 Counsel and educate patients about prevention and treatment of anemia.	CM 10.6 RCH-2	OR2.13 Describe and discuss the aetiopathogenesis, clinical features, Investigation and principles of management of: (a) Fracture both bones leg (b) Calcaneus (c) Small bones of foot	EN 4.33 Elicit document and present a correct history demonstrate and describe the clinical features, choose the correct investigations and describe the principles of management of type of Acute & Chronic Sinusitis	OP3.2 Demonstrate , document and present the correct method of examination of a red eye


Dr. Yashbir Dewan

Date	Days	10AM TO 12 PM	04 Weeks Clinical Posting in Med, Surgery, OBG, Paedia, CM, ENT, & Ophthalmology (23 Days Posting + 1 Day Ward Leaving for each Batch in Rotation)							
			Medicine	Surgery	OBG	Paedia	Community Medicine	Ortho	E.N.T	Oph
17-Feb-22	Thursday	Clinical Posting	IM - 4.8 Discuss and describe the pathophysiology, aetiology and clinical manifestations of fever of unknown origin (FUO) including in a normal host, neutropenic host, nosocomial host and a host with HIV disease , IM - 4.21 Develop and present an appropriate diagnostic plan based on the clinical presentation, most likely diagnosis in a prioritised and cost effective manner	SU 27.8Case Presentation	OG13.2 Elicit, document, present and discuss the clinical feature, diagnosis, investigations and management of PROM.	PE 23.11 Develop a treatment plan and prescribe appropriate drugs including fluids in cardiac diseases, anti -failure drugs, and inotropic agents PE 23.12 Interpret a chest X ray and recognize Cardiomegaly	CM 10.4, 10.5 RCH-3	OR2.14 Describe and discuss the aetiopathogenesis, clinical features, Investigation and principles of management of ankle fractures	EN 4.26 Elicit document and present a correct history, demonstrate and describe the clinical features, choose the correct investigations and describe the principles of management of type of Adenoids	OP3.8 Demonstrate correct technique of removal of foreign body from the eye in a simulated environment
18-Feb-22	Friday	Clinical Posting	IM- 4.10 Perform a systematic examination that establishes the diagnosis and severity of presentation that includes: general skin mucosal and lymph node examination, chest and abdominal examination (including examination of the liver and spleen) , IM - 4.11 Generate a differential diagnosis and prioritise based on clinical features that help distinguish between infective, inflammatory, malignant and rheumatologic causes	SU 28.2Demonstrate the correct technique to examine the patient with hernia and identify different types of hernias.	OG13.2 Elicit, document, present and discuss the clinical feature, diagnosis, investigations and management of postdated pregnancy.	PE 34.9 Interpret blood tests in the context of laboratory evidence for PE 34.10 tuberculosis Discuss the various samples for demonstrating the organism e.g. Gastric Aspirate, Sputum, CSF, FNAC	CM 10.5, 5.6 RCH-4	OR2.15 Plan and interpret the investigations to diagnose complications of fractures like malunion, non-union, infection, compartmental syndrome	EN 4.39 Elicit document and present a correct history, demonstrate and describe the clinical features, choose the correct investigations and describe the principles of management of type of Acute & Chronic Tonsillitis	OP3.9 Demonstrate the correct technique of instillation of eye drops in a simulated environment
19-Feb-22	Saturday	Clinical Posting	IM - 4.23 Prescribe drugs for malaria based on the species identified, prevalence of drug resistance and national programs	SU 28.2Case Presentation	OG21.1 Describe and discuss the temporary and permanent methods of contraception, indications, technique and complications; selection of patients, side effects and failure rate including Ocs, male contraception, emergency contraception and IUCD.	PE 33.10 Recognize precocious and delayed Puberty and refer PE 33.9 Perform Sexual Maturity Rating (SMR) and interpret	CM 17.3,17.5 Visit to SC/PHC/CHC	OR2.16 Describe and discuss the mechanism of injury, clinical features, investigations and principles of management of open fracture	EN 4.38 Elicit document and present a correct history demonstrate and describe the clinical features, choose the correct investigations and describe the principles of management of type of dysphagia EN 4.42 Elicit, document and present a correct history, demonstrate and describe the clinical features, choose the correct investigations and describe the principles of management of hoarseness of voice	OP4.8 Demonstrate technique of removal of foreign body in the cornea in a simulated environment
20-Feb-22	Sunday	Sunday	Sunday							
21-Feb-22	Monday	Clinical Posting	IM - 5.1 Describe and discuss the physiologic and biochemical basis of hyperbilirubinemia IM - 5.8 Describe and discuss the pathophysiology, clinical evolution and complications cholelithiasis and cholecystitis , IM 5.14 Outline a diagnostic approach to liver disease based on hyperbilirubinemia, liver function changes and hepatitis serology	Obstructive Jaundice	G35.9 Write a proper discharge summary with all relevant information. OG35.3 Recognize situations, which call for urgent or early treatment at secondary and tertiary centres and make a prompt referral of such patients after giving first aid or emergency treatment. OG35.10 Write a proper referral note to secondary or tertiary centres or to other physicians with all necessary details.	PE 23.13 Choose and Interpret blood reports in Cardiac illness PE 23.14 Interpret Pediatric ECG	CM 10.5 Vaccines-1	OR3.1 Describe and discuss the aetiopathogenesis, clinical features, investigations and principles of management of Bone and Joint infections a) Acute Osteomyelitis	EN 3.1 Observe and describe the indications for and steps involved in the performance of Otomicroscopic examination in a simulated environment.	OP6.6 Identify and demonstrate the clinical features and distinguish and diagnose common clinical conditions affecting the anterior chamber

Date	Days	10AM TO 12 PM	04 Weeks Clinical Posting in Med, Surgery, OBG, Paedia, CM, ENT, & Ophthalmology (23 Days Posting + 1 Day Ward Leaving for each Batch in Rotation)							
			Medicine	Surgery	OBG	Paedia	Community Medicine	Ortho	E.N.T	Oph
22-Feb-22	Tuesday	Clinical Posting	IM - 5.13 Enumerate the indications for ultrasound and other imaging studies including MRCP and ERCP and describe the findings in liver disease	SU 28.12Describe the applied anatomy of biliary system. Describe the clinical features, investigations and principles of management of diseases of biliary system Obstructive Jaundice	OG24.1 Define, classify and discuss abnormal uterine bleeding, its aetiology, clinical features, investigations, diagnosis and management.	PE 28.15 Stratify risk in children with stridor using IMNCI guidelines	CM 10.5 Vaccines-2	OR3.1 Contd. b) Subacute osteomyelitis	EN 3.2 Observe and describe the indications for and steps involved in the performance of diagnostic nasal Endoscopy	OP7.3 Demonstrate the correct technique of ocular examination in a patient with cataract
23-Feb-22	Wednesday	Clinical Posting	IM - 5.17 Enumerate the indications, precautions and counsel patients on vaccination for hepatitis , IM - 5.18 Enumerate the indications for hepatic transplantation	SU 28.12Case Discussion	OG29.1 Elicit, document, present and discuss the clinical feature, differential diagnosis; investigations; principles of management, complications of fibroid uterus.	P E 10.4 Identify children with under nutrition as per IMNCI criteria and plan PE 16.1 referral Explain the components of Integrated Management of Neonatal and Childhood Illnesses (IMNCI) guidelines and method of Risk PE 16.2 stratification Assess children <2 months using IMNCI guidelines	CM 10.5 Vaccines-3	OR3.1 Contd. c) Acute Suppurative arthritis	EN 3.3 Observe and describe the indications for and steps involved in the performance of Rigid/Flexible Laryngoscopy	OP7.3 Demonstrate the correct technique of ocular examination in a patient with cataract
24-Feb-22	Thursday	Clinical Posting	IM - 6.4 Describe and discuss the pathogenesis, evolution and clinical features of common HIV related opportunistic infections , IM - 6.5 Describe and discuss the pathogenesis, evolution and clinical features of common HIV related malignancies, IM - 6.6	SU 29.10 Demonstrate a digital rectal examination of the prostate in a mannequin equivalent	OG10.2 Enumerate the indications and describe the appropriate use of blood and blood products, their complications and management.	PE 21.8 Elicit, document and present a history pertaining to diseases of the Genitourinary tract PE 21.9 Identify external markers for Kidney disease, like Failing to thrive, hypertension, pallor, Icthyosis, anasarca PE21.10 Analyze symptom and interpret the physical findings and arrive at an appropriate provisional differential diagnosis PE 21.11 Perform and interpret the common analytes in a Urine examination PE 21.16 Counsel / educate a patient for referral appropriately	CM 7.4 Epidemiology-1	OR3. Contd. d) Septic arthritis	Students will observe Ear, nose, throat & head & neck surgeries in OT	OP7.3 Demonstrate the correct technique of ocular examination in a patient with cataract
25-Feb-22	Friday	Clinical Posting	IM - 6.11 Enumerate the indications and describe the findings for CT of the chest and brain and MRI , IM- 6.12 Enumerate the indications for and interpret the results of: pulse oximetry, ABG, Chest Radiograph	SU 29.10 Case Discussion (BPH)	OG9.2 Describe the steps and observe/ assist in the performance of an MTP evacuation.	PE 24.13 Interpret RFT and electrolyte report PE 24.14 Plan fluid management as per the WHO criteria	CM 7.4 Epidemiology-2	OR3. Contd. e) HIV infection	Students will observe Ear, nose, throat & head & neck surgeries in OT	OP7.5 To participate in the team for cataract surgeon


Date	Days	10AM TO 12 PM	04 Weeks Clinical Posting in Med, Surgery, OBG, Paedia, CM, ENT, & Ophthalmology (23 Days Posting + 1 Day Ward Leaving for each Batch in Rotation)							
			Medicine	Surgery	OBG	Paedia	Community Medicine	Ortho	E.N.T	Oph
26-Feb-22	Saturday	Clinical Posting	OG 7.3 Classify cause of joint pain based on the clinical features	SU 28.18 Describe	OG37.4 Observe and assist in the	PE 32.2 Identify the clinical features of	CM 7.6 Epidemiology-3	f) Skeletal Tuberculosis	Students will observe Ear	OP 9.1 Demonstrate the correct technique to examine extraocular
27-Feb-22	Sunday	Sunday								
28-Feb-22	Monday	Clinical Posting	Ward Leaving	Ward Leaving	Ward Leaving	Ward Leaving	Ward Leaving	Ward Leaving	Ward Leaving	Ward Leaving
1-Mar-22	Tuesday	Mahashiv Ratri								
2-Mar-22	Wednesday	Clinical Posting	Batch CD IM- 1.10- Elicit document and present an appropriate history that will establish the diagnosis, cause and severity of heart failure including: presenting complaints, precipitating and exacerbating factors, risk factors exercise tolerance; changes in sleep patterns, features suggestive of infective endocarditis , IM- 1.16, Generate a differential diagnosis based on the clinical presentation and prioritise it based on the most likely diagnosis	Batch EF SU 18.3 Describe and demonstrate the clinical examination of surgical patient including swelling and order relevant investigation for diagnosis. Describe and discuss appropriate treatment plan.	GH BATCH OG8.2 Elicit document and present an obstetric history including menstrual history, last menstrual period, previous obstetric history, comorbid conditions, past medical history and surgical history G35.5 Determine gestational age, EDD and obstetric formula.	Batch I PE 7.5 Observe the correct technique of breastfeeding and distinguish right from wrong technique PE 7.7 Perform breast examination and Identify common problems during lactation such as retracted nipples, cracked nipples, breast engorgement, breast abscess PE 8.4 Elicit history on the Complementary Feeding habits			Batch -L EN 2.1 Elicit document and present an appropriate history in a patient presenting with an ENT complaint	Batch AB OP3.1 Elicit , document and present appropriate history in a patient with a red eye
							Batch J CM 2.1 to 2.4 Briefing to family study/family allotment	Batch K OR1.5 Describe and discuss the aetiopathogenesis, clinical features, investigations, and principles of management of dislocation of major joints, shoulder, knee, hip		
3-Mar-22	Thursday	Clinical Posting	IM- 1.18 Perform and interpret a 12 lead ECG	SU 18.3 Case Presentation	OG8.3 Describe, demonstrate, document and perform an obstetrical examination including a general and abdominal examination and clinical monitoring of maternal and fetal well-being; OG35.7 Obtain informed consent for any examination / procedure.	PE 1.7 Perform Developmental assessment and interpret PE3.3 Assessment of a child with developmental delay- elicit document and present history			EN 2.2 Demonstrate the correct use of a headlamp in the examination of the ear, nose and throat EN 2.3 Demonstrate the correct technique of examination of the ear including Otoscopy EN 4.4 Demonstrate the correct technique to hold visualize and assess the mobility of the tympanic membrane and its mobility and interpret and diagrammatically represent the findings.	Op3.1 Elicit , document and present appropriate history in a patient with a red eye
4-Mar-22	Friday	Clinical Posting	IM - 1.20 Determine the severity of valvular heart disease based on the clinical and laboratory and imaging features and determine the level of intervention required including surgery	SU 28.18 Describe and demonstrate clinical examination of abdomen. Order relevant investigations. Describe and discuss appropriate treatment plan	OG35.8 Write a complete case record with all necessary details.	PE 2.2 Assessment of a child with failure to thrive including eliciting an appropriate history and examination PE2.5 Assessment of a child with short stature: Elicit history; perform examination, document and present.	CM 2.1 to 2.4 Housing and dietary assessment-1	OR2.2 Describe and discuss the mechanism of Injury, clinical features, investigations and plan management of fractures of proximal humerus	EN2.5 Demonstrate the correct technique of examination of the nose & paranasal sinuses including the use of nasal speculum EN 2.6 Demonstrate the correct technique of examining the throat including the use of a tongue depressor EN 2.7 Demonstrate the correct technique of examination of neck including elicitation of laryngeal crepitus	OP3.1 Elicit , document and present appropriate history in a patient with a red eye


Dr. Yashbir Dewan

Date	Days	10AM TO 12 PM	04 Weeks Clinical Posting in Med, Surgery, OBG, Paedia, CM, ENT, & Ophthalmology (23 Days Posting + 1 Day Ward Leaving for each Batch in Rotation)							
			Medicine	Surgery	OBG	Paedia	Community Medicine	Ortho	E.N.T	Oph
5-Mar-22	Saturday	Clinical Posting	IM- 1.21 Describe and discuss and identify the clinical features of acute and subacute endocarditis, echocardiographic findings, blood culture and sensitivity and therapy	SU 28.18 Case Discussion	G35.6 Demonstrate ethical behavior in all aspects of medical practice. OG35.4 Demonstrate interpersonal and communication skills befitting a physician in order to discuss illness and its outcome with patient and family.	PE 24.9 Elicit, document and present history pertaining to diarrheal diseases PE 24.10 Assess for signs of dehydration, document and present PE 24.11 Apply the IMNCI guidelines in risk stratification of children with diarrheal dehydration and refer	CM 2.1 to 2.4 Individual health record and dietary assessment-2	OR2.3 Select, prescribe and communicate appropriate medications for relief of joint pain	EN 2.4 Demonstrate the correct technique of performance and interpret tuning fork tests.	AN41.1 Describe and demonstrate parts and layers of the eyeball
6-Mar-22	Sunday	Sunday	Sunday							
7-Mar-22	Monday	Clinical Posting	IM- 1.26 Develop document and present a management plan for patients with heart failure based on type of failure, underlying aetiology	SU 28.9 Demonstrate the correct technique of examination of a patient with disorders of the stomach. Abdominal Examination	OG36.1 Plan and institute a line of treatment, which is need based, cost effective and appropriate for common conditions taking into consideration (a) Patient (b) Disease (c) Socio-economic status (d) Institution/ Governmental guidelines.	PE6.9 Perform routine Adolescent Health checkup including eliciting history, performing examination including SMR (Sexual Maturity Rating), growth assessments (using Growth charts) and systemic exam including thyroid and Breast exam and the HEADSS screening PE6.8 Respecting patient privacy and maintaining confidentiality while dealing with adolescence P E 11.3 Assessment of a child with obesity with regard to eliciting history including physical activity, charting and dietary recall PE6.11 Visit to the Adolescent Clinic	CM 2.1 to 2.4 Individual health record and dietary assessment-3	OR2.4 Describe and discuss the mechanism of injury, clinical features, investigations and principles of management of fracture of shaft of humerus and intercondylar fracture humerus with emphasis on neurovascular deficit	EN 4.5 Elicit document and present a correct history, demonstrate and describe the clinical features, choose the correct investigations and describe the principles of management of OME EN 4.6 Elicit document and present a correct history, demonstrate and describe the clinical features, choose the correct investigations and describe the principles of management of Discharging ear.	PY10.17 Describe and discuss functional anatomy of the eye
8-Mar-22	Tuesday	Clinical Posting	IM- 1.28 Enumerate the causes of adult presentations of congenital heart disease and describe the distinguishing features between cyanotic and acyanotic heart disease	SU 25.5 Demonstrate the correct technique to palpate the breast for breast swelling in a mannequin equivalent	OG8.1 Enumerate, describe and discuss the objectives of antenatal care, assessment of period of gestation; screening for high-risk factors.	PE 26.5 Elicit document and present the history related to diseases of Gastrointestinal system PE 26.6 PE 26.7 Identify external markers for GI and Liver disorders e.g. Jaundice, Pallor, Gynecomastia, Spider angioma, Palmar erythema, Ichthyosis, Caput medusa, Clubbing, Failing to thrive, Vitamin A and D deficiency Perform examination of the abdomen, demonstrate organomegaly, ascites etc	CM 5.4 Calculation of Nutrients/Preparation of family presentation	OR2.5 Describe and discuss the aetiopathogenesis, clinical features, mechanism of injury, investigation & principles of management of fractures of both bones forearm and Galeazzi and Monteggia injury	EN 4.7 Elicit document and present a correct history demonstrate and describe the clinical features, choose the correct investigations and describe the principles of management of CSOM	OP 1.3 Demonstrate the steps in performing the visual acuity assessment for distance


Date	Days	10AM TO 12 PM	04 Weeks Clinical Posting in Med, Surgery, OBG, Paedia, CM, ENT, & Ophthalmology (23 Days Posting + 1 Day Ward Leaving for each Batch in Rotation)							
			Medicine	Surgery	OBG	Paedia	Community Medicine	Ortho	E.N.T	Oph
9-Mar-22	Wednesday	Clinical Posting	IM- 1.29 Elicit document and present an appropriate history, demonstrate correctly general examination, relevant clinical findings and formulate document and present a management plan for an adult patient presenting with a common form of congenital heart disease	SU 25.5 Case Presentation	OG10.1, OG8.2 Define, classify and describe the aetiology, pathogenesis, clinical features, ultrasonography, differential diagnosis and management of antepartum haemorrhage in pregnancy	PE 28.9 Elicit, document and present age appropriate history of a child with upper respiratory problem including Stridor PE 28.13 Analyze the clinical symptoms and interpret physical findings and make a provisional / differential diagnosis in a child with ENT PE 28.14 symptoms Develop a treatment plan and document appropriately in a child with upper respiratory symptoms	CM 2.1 to 2.4 Family presentation-1	OR2.6 Describe and discuss the aetiopathogenesis, mechanism of injury, clinical features, investigations and principles of management of fractures of distal radius	EN 4.8 Elicit document and present a correct history, demonstrate and describe the clinical features, choose the correct investigations and describe the principles of management of squamosal type of CSOM	OP 1.3 Demonstrate the steps in performing the visual acuity assessment for near
10-Mar-22	Thursday	Clinical Posting	IM- 2.9 Distinguish and differentiate between stable and unstable angina and AMI based on the clinical presentation	SU 22.3 Demonstrate and document the correct clinical examination of thyroid swellings and discuss the differential diagnosis and their management	OG8.4 Describe and demonstrate clinical monitoring of maternal and fetal well-being	PE 29.10 Elicit, document and present the history related to Hematology PE 29.11 Identify external markers for hematological disorders e.g. Jaundice, Pallor, Petechiae, Purpura, Ecchymosis, Lymphadenopathy, bone tenderness, loss of weight, Mucosal and large joint bleed.	CM 2.1 to 2.4 Family presentation-2	OR2.7 Describe and discuss the aetiopathogenesis, mechanism of injury, clinical features, investigations and principles of management of pelvic injuries with emphasis on hemodynamic instability	EN 4.12 Elicit document and present a correct history demonstrate and describe the clinical features, choose the correct investigations and describe the principles of management of Hearing loss	OP 2.2 Demonstrate the symptoms and clinical signs of common lid conditions
11-Mar-22	Friday	Clinical Posting	IM- 2.10 Order, perform and interpret an ECG	SU 22.3 Case Presentation	OG9.3 Discuss the aetiology, clinical features, differential diagnosis of acute abdomen in early pregnancy (with a focus on ectopic pregnancy) and enumerate the principles of medical and surgical management.	PE 26.8 Analyze symptoms and interpret physical signs to make a provisional/ differential diagnosis PE 26. 9 Interpret Liver Function Tests, viral markers, Ultra sonogram report PE 26.13 Counsel and educate patients and their family appropriately on liver diseases	CM 2.1 to 2.4 Family presentation-3	OR2.8 Describe and discuss the aetiopathogenesis, mechanism of injury, clinical features, investigations and principles of management of spine injuries with emphasis on mobilisation of the patient	EN 4.1 Elicit document and present a correct history, demonstrate and describe the clinical features, choose the correct investigations and describe the principles of management of Otagia EN 4.3 Elicit document and present a correct history, demonstrate and describe the clinical features, choose the correct investigations and describe the principles of management of ASOM	OP 2.2 Demonstrate the symptoms and clinical signs of common lid conditions
12-Mar-22	Saturday	Clinical Posting	IM - 2.16 Discuss and describe the indications for acute thrombolysis, PTCA and CABG, IM -2.17 Discuss and describe the indications and methods of cardiac rehabilitation	SU 27.2 Describe the etiopathogenesis, clinical features, investigation and principles of treatment of occlusive arterial disease.	OG11.1 Elicit, document, present, discuss the clinical features; diagnosis and investigations, complications, principles of management of multiple pregnancies.	PE 28.16 Interpret blood tests relevant to upper respiratory problems PE 28.17 Interpret X-ray of the paranasal sinuses and mastoid; and /or use, written report in case of management. Interpret CXR in foreign body aspiration and lower respiratory tract infection, understand the significance of thymic shadow in pediatric chest X-rays	CM 6.2, 6.3, 6.4 Biostatistics-1	OR2.9 Describe and discuss the mechanism of injury, Clinical features, investigations and principle of management of acetabular fracture	EN 4.22 Elicit document and present a correct history demonstrate and describe the clinical features, choose the correct investigations and describe the principles of management of Nasal Obstruction	OP2.3 Demonstrate under supervision clinical procedures performed in the lid

Date	Days	10AM TO 12 PM	04 Weeks Clinical Posting in Med, Surgery, OBG, Paedia, CM, ENT, & Ophthalmology (23 Days Posting + 1 Day Ward Leaving for each Batch in Rotation)							
			Medicine	Surgery	OBG	Paedia	Community Medicine	Ortho	E.N.T	Oph
13-Mar-22	Sunday	Holi								
14-Mar-22	Monday									
15-Mar-22	Tuesday									
16-Mar-22	Wednesday									
17-Mar-22	Thursday									
18-Mar-22	Friday									
19-Mar-22	Saturday									
20-Mar-22	Sunday									
21-Mar-22	Monday	Clinical Posting	IM - 2.19 Discuss and describe the pathogenesis, recognition and management of complications of acute coronary syndromes including arrhythmias, shock, LV dysfunction, papillary muscle Rupture and pericarditis	SU 27.2Case Presentation	G12.3 Elicit, document, present and discuss the clinical, feature, investigations, criteria, adverse effects on the mother and foetus and the management during pregnancy and labor, and complications of diabetes in pregnancy	PE 29.12 Perform examination of the abdomen, demonstrate Organomegaly. PE 29.13 Analyze symptoms and interpret physical signs to make a provisional /differential diagnosis PE 29.14 Interpret CBC, LFT		OR2.4 Describe and discuss the mechanism of injury, clinical features, investigations and principles of management of fracture of shaft of humerus and intercondylar fracture humerus with emphasis on neurovascular deficit	EN 4.25 Elicit document and present a correct history, demonstrate and describe the clinical features, choose the correct investigations and describe the principles of management of type of Nasal Polyps	OP2.3 Demonstrate under supervision clinical procedures performed in the lid
22-Mar-22	Tuesday	Clinical Posting	IM - 3.4 Elicit document and present an appropriate history including the evolution, risk factors including immune status and occupational risk , IM - 3.5 Perform, document and demonstrate a physical examination including general examination and appropriate examination of the lungs that establishes the diagnosis, complications and severity of disease , IM 3.6 Generate document and present a differential diagnosis based on the clinical features, and prioritise the diagnosis based on the presentation	SU 27.6Describepathophysiology,clinical features,Investigations and principles of management of DVT and Varicose veins	OG12.8 Describe the mechanism, prophylaxis, fetal complications, diagnosis and management of isoimmunization in pregnancy.	PE 22.2 PE 23.7 Counsel a patient with Chronic illness Elicit appropriate history for a cardiac disease, analyze the symptoms PE 23.8 e.g. breathlessness, chest pain, tachycardia, feeding difficulty, failing to thrive, reduced urinary output, swelling, syncope, cyanotic spells, PE 23.9 Suck rest cycle, frontal swelling in infants. Identify external markers of a cardiac disease e.g. Cyanosis, Clubbing, dependent edema, dental caries, arthritis, erythema rash, chorea, subcutaneous nodules, Osler node, Janeway lesions and document Record pulse, blood pressure, temperature and respiratory rate and interpret as per the age PE 23.10 Perform independently examination of the cardiovascular system – look for peripheral pulses, pulsations in the	CM 6.2, 6.3, 6.4 Biostatistics-2		EN 4.27 Elicit document and present a correct history, demonstrate and describe the clinical features, choose the correct investigations and describe the principles of management of type of Allergic Rhinitis EN 4.28 Elicit document and present a correct history, demonstrate and describe the clinical features, choose the correct investigations and describe the principles of management of type of Vasomotor Rhinitis	OP3.9 Demonstrate the correct technique of instillation of eye drops in a simulated environment
23-Mar-22	Wednesday	Clinical Posting	IM- 3.18 Communicate and counsel patient on family on the diagnosis and therapy of pneumonia , IM - 3.19 Discuss, describe, enumerate the indications and communicate to patients on pneumococcal and influenza vaccines	SU 27.6Case Presentation	OG12.2 Elicit, document, present and discuss the clinical, feature diagnosis, investigations, adverse effects on the mother and foetus and the management during pregnancy and labor, and complications of anemia in pregnancy.	PE 34.5 Able to elicit, document and present history of contact with tuberculosis in every patient encounter PE 34.6 Identify a BCG scar PE 34.7 Interpret a Mantoux Test PE 34.8 Interpret a chest radiograph	CM 10.6 RCH-1	OR2.6 Describe and discuss the aetiopathogenesis, mechanism of injury, clinical features, investigations and principles of management of fractures of distal radius	EN 4.30 Elicit document and present a correct history, demonstrate and describe the clinical features, choose the correct investigations and describe the principles of management of type of Epistaxis	OP3.2 Demonstrate , document and present the correct method of examination of a red eye


Dr. Yashbir Dewan


Date	Days	10AM TO 12 PM	04 Weeks Clinical Posting in Med, Surgery, OBG, Paedia, CM, ENT, & Ophthalmology (23 Days Posting + 1 Day Ward Leaving for each Batch in Rotation)							
			Medicine	Surgery	OBG	Paedia	Community Medicine	Ortho	E.N.T	Oph
24-Mar-22	Thursday	Clinical Posting	IM - 4.7 Discuss and describe the pathophysiology and manifestations of the sepsis syndrome , IM - 4.12 Order and interpret diagnostic tests based on the differential K SH Y Bedside clinic, Skill Skill assessment Pathology, diagnosis including: CBC with differential, peripheral smear, urinary analysis with sediment, Chest X ray, blood and urine cultures, sputum gram stain and cultures, sputum AFB and cultures, CSF analysis, pleural and body fluid analysis, stool routine and culture and QBC	SU 27.8 Demonstrate the correct examination of the lymphatic system	OG13.2 Elicit, document, present and discuss the clinical feature, diagnosis, investigations and management of preterm labor.	PE 29.18 Enumerate the referral criteria for Hematological conditions. PE 29.19 Counsel and educate patients about prevention and treatment of anemia.	CM 10.6 RCH-2	OR2.7 Describe and discuss the aetiopathogenesis, mechanism of injury, clinical features, investigations and principles of management of pelvic injuries with emphasis on hemodynamic instability	EN 4.33 Elicit document and present a correct history demonstrate and describe the clinical features, choose the correct investigations and describe the principles of management of type of Acute & Chronic Sinusitis	OP3.2 Demonstrate , document and present the correct method of examination of a red eye
25-Mar-22	Friday	Clinical Posting	IM - 4.8 Discuss and describe the pathophysiology, aetiology and clinical manifestations of fever of unknown origin (FUO) including in a normal host, neutropenic host, nosocomial host and a host with HIV disease , IM - 4.21 Develop and present an appropriate diagnostic plan based on the clinical presentation, most likely diagnosis in a prioritised and cost effective manner	SU 27.8 Case Presentation	OG13.2 Elicit, document, present and discuss the clinical feature, diagnosis, investigations and management of PROM.	PE 23.11 Develop a treatment plan and prescribe appropriate drugs including fluids in cardiac diseases, anti -failure drugs, and inotropic agents PE 23.12 Interpret a chest X ray and recognize Cardiomegaly	CM 10.4, 10.5 RCH-3	OR2.8 Describe and discuss the aetiopathogenesis, mechanism of injury, clinical features, investigations and principles of management of spine injuries with emphasis on mobilisation of the patient	EN 4.26 Elicit document and present a correct history, demonstrate and describe the clinical features, choose the correct investigations and describe the principles of management of type of Adenoids	OP3.8 Demonstrate correct technique of removal of foreign body from the eye in a simulated environment
26-Mar-22	Saturday	Clinical Posting	IM- 4.10 Perform a systematic examination that	SU	OG13.2 Elicit, document, present	PE 34.9 Interpret blood tests in the	CM 10.5, 5.6 RCH-4	Clinical features, investigations and principle of	EN 4.39 Elicit document and	OP3.9 Demonstrate the correct technique of instillation of eye drops in a
27-Mar-22	Sunday	Sunday	Sunday							
28-Mar-22	Monday	Clinical Posting	IM - 4.23 Prescribe drugs for malaria based on the species identified, prevalence of drug resistance and national programs	SU 28.2 Case Presentation	OG21.1 Describe and discuss the temporary and permanent methods of contraception, indications, technique and complications; selection of patients, side effects and failure rate including Ocs, male contraception, emergency contraception and IUCD.	PE 33.10 Recognize precocious and delayed Puberty and refer PE 33.9 Perform Sexual Maturity Rating (SMR) and interpret	CM 17.3, 17.5 Visit to SC/PHC/CHC	OR2.16 Describe and discuss the mechanism of injury, clinical features, investigations and principles of management of open fracture	EN 4.38 Elicit document and present a correct history demonstrate and describe the clinical features, choose the correct investigations and describe the principles of management of type of dysphagia EN 4.42 Elicit, document and present a correct history, demonstrate and describe the clinical features, choose the correct investigations and describe the principles of management of hoarseness of voice	OP4.8 Demonstrate technique of removal of foreign body in the cornea in a simulated environment
29-Mar-22	Tuesday	Clinical Posting	IM - 5.1 Describe and discuss the physiologic and biochemical basis of hyperbilirubinemia IM - 5.8 Describe and discuss the pathophysiology, clinical evolution and complications cholelithiasis and cholecystitis , IM 5.14 Outline a diagnostic approach to liver disease based on hyperbilirubinemia, liver function changes and hepatitis serology	Obstructive Jaundice	G35.9 Write a proper discharge summary with all relevant information. OG35.3 Recognize situations, which call for urgent or early treatment at secondary and tertiary centres and make a prompt referral of such patients after giving first aid or emergency treatment. OG35.10 Write a proper referral note to secondary or tertiary centres or to other physicians with all necessary details.	PE 23.13 Choose and Interpret blood reports in Cardiac illness PE 23.14 Interpret Pediatric ECG	CM 10.5 Vaccines-1	OR3.1 Describe and discuss the aetiopathogenesis, clinical features, investigations and principles of management of Bone and Joint infections a) Acute Osteomyelitis	EN 3.1 Observe and describe the indications for and steps involved in the performance of Otomicroscopic examination in a simulated environment.	OP6.6 Identify and demonstrate the clinical features and distinguish and diagnose common clinical conditions affecting the anterior chamber

Date	Days	10AM TO 12 PM	04 Weeks Clinical Posting in Med, Surgery, OBG, Paedia, CM, ENT, & Ophthalmology (23 Days Posting + 1 Day Ward Leaving for each Batch in Rotation)							
			Medicine	Surgery	OBG	Paedia	Community Medicine	Ortho	E.N.T	Oph
30-Mar-22	Wednesday	Clinical Posting	IM - 5.13 Enumerate the indications for ultrasound and other imaging studies including MRCP and ERCP and describe the findings in liver disease	SU 28.12Describe the applied anatomy of biliary system. Describe the clinical features, investigations and principles of management of diseases of biliary system Obstructive Jaundice	OG24.1 Define, classify and discuss abnormal uterine bleeding, its aetiology, clinical features, investigations, diagnosis and management.	PE 28.15 Stratify risk in children with stridor using IMNCI guidelines	CM 10.5 Vaccines-2	OR3.1 Contd. b) Subacute osteomyelitis	EN 3.2 Observe and describe the indications for and steps involved in the performance of diagnostic nasal Endoscopy	OP7.3 Demonstrate the correct technique of ocular examination in a patient with cataract
31-Mar-22	Thursday	Clinical Posting	IM - 5.17 Enumerate the indications, precautions and counsel patients on vaccination for hepatitis , IM - 5.18 Enumerate the indications for hepatic transplantation	SU 28.12Case Discussion	OG29.1 Elicit, document, present and discuss the clinical feature, differential diagnosis; investigations; principles of management, complications of fibroid uterus.	P E 10.4 Identify children with under nutrition as per IMNCI criteria and plan PE 16.1 referral Explain the components of Integrated Management of Neonatal and Childhood Illnesses (IMNCI) guidelines and method of Risk stratification PE 16.2 Assess children <2 months using IMNCI guidelines	CM 10.5 Vaccines-3	OR3.1 Contd. c) Acute Suppurative arthritis	EN 3.3 Observe and describe the indications for and steps involved in the performance of Rigid/Flexible Laryngoscopy	OP7.3 Demonstrate the correct technique of ocular examination in a patient with cataract
1-Apr-22	Friday	Clinical Posting	IM - 6.4 Describe and discuss the pathogenesis, evolution and clinical features of common HIV related opportunistic infections , IM - 6.5 Describe and discuss the pathogenesis, evolution and clinical features of common HIV related malignancies, IM - 6.6	SU 29.10 Demonstrate a digital rectal examination of the prostate in a mannequin equivalent	OG10.2 Enumerate the indications and describe the appropriate use of blood and blood products, their complications and management.	PE 21.8 Elicit, document and present a history pertaining to diseases of the Genitourinary tract PE 21.9 Identify external markers for Kidney disease, like Failing to thrive, hypertension, pallor, Icthyosis, anasarca PE21.10 Analyze symptom and interpret the physical findings and arrive at an appropriate provisional differential diagnosis PE 21.11 Perform and interpret the common analytes in a Urine examination PE 21.16 Counsel/ educate a patient for referral appropriately	CM 7.4 Epidemiology-1	OR3. Contd. d) Septic arthritis	Students will observe Ear, nose, throat & head & neck surgeries in OT	OP7.3 Demonstrate the correct technique of ocular examination in a patient with cataract
2-Apr-22	Saturday	Clinical Posting	IM - 6.11 Enumerate the indications and describe the findings for CT of the chest and brain and MRI , IM- 6.12 Enumerate the indications for and interpret the results of: pulse oximetry, ABG, Chest Radiograph	SU 29.10 Case Discussion (BPH)	OG9.2 Describe the steps and observe/ assist in the performance of an MTP evacuation.	PE 24.13 Interpret RFT and electrolyte report PE 24.14 Plan fluid management as per the WHO criteria	CM 7.4 Epidemiology-2	OR3. Contd. e) HIV infection	Students will observe Ear, nose, throat & head & neck surgeries in OT	OP7.5 To participate in the team for cataract surgery
3-Apr-22	Sunday	Sunday	Sunday							


Dr. Yashbir Dewan


Date	Days	10AM TO 12 PM	04 Weeks Clinical Posting in Med, Surgery, OBG, Paedia, CM, ENT, & Ophthalmology (23 Days Posting + 1 Day Ward Leaving for each Batch in Rotation)							
			Medicine	Surgery	OBG	Paedia	Community Medicine	Ortho	E.N.T	Oph
4-Apr-22	Monday	Clinical Posting	IM - 7.3 Classify cause of joint pain based on the pathophysiology , IM 7.14 Describe the appropriate diagnostic work up based on the presumed aetiology	SU 28.18Describe and demonstrate clinical examination of abdomen. Order relevant investigations. Describe and discuss appropriate treatment plan Case Discussion	OG37.4 Observe and assist in the performance of Dilatation & Curettage (D&C).	PE 32.2 Identify the clinical features of Down Syndrome PE 32.3 Interpret normal Karyotype and recognize Trisomy 21 PE 32.7 Identify the clinical features of Turner Syndrome	CM 7.6 Epidemiology-3	OR3.1 Contd. f) Skeletal Tuberculosis	Students will observe Ear, nose, throat & head & neck surgeries in OT	OP 9.1 Demonstrate the correct technique to examine extraocular movements
5-Apr-22	Tuesday	Clinical Posting	Ward Leaving	Ward Leaving	Ward Leaving	Ward Leaving	Ward Leaving	Ward Leaving	Ward Leaving	Ward Leaving
6-Apr-22	Wednesday	Clinical Posting	Batch EF IM- 1.10- Elicit document and present an appropriate history that will establish the diagnosis, cause and severity of heart failure including: presenting complaints, precipitating and exacerbating factors, risk factors exercise tolerance, changes in sleep patterns, features suggestive of infective endocarditis , IM- 1.16, Generate a differential diagnosis based on the clinical presentation and prioritise it based on the most likely diagnosis	SU 18.3Describe and demonstrate the clinical examination of surgical patient including swelling and order relevant investigation for diagnosis. Describe and discuss appropriate treatment plan.	EF BATCH OG8.2 Elicit document and present an obstetric history including menstrual history, last menstrual period, previous obstetric history, comorbid conditions, past medical history and surgical history G35.5 Determine gestational age, EDD and obstetric formula.	Batch J PE 7.5 Observe the correct technique of breastfeeding and distinguish right from wrong technique PE 7.7 Perform breast examination and Identify common problems during lactation such as retracted nipples, cracked nipples, breast engorgement, breast abscess PE 8.4 Elicit history on the Complementary Feeding habits	Batch K CM 2.1 to 2.4 Briefing to family study/family allotment	OR1.5 Describe and discuss the aetiopathogenesis, clinical features, investigations, and principles of management of dislocation of major joints, shoulder, knee, hip	Batch AB EN 2.1 Elicit document and present an appropriate history in a patient presenting with an ENT complaint	Batch CD OP3.1 Elicit , document and present appropriate history in a patient with a red eye
7-Apr-22	Thursday	Clinical Posting	IM- 1.18 Perform and interpret a 12 lead ECG	SU 18.3 Case Presentation	OG8.3 Describe, demonstrate, document and perform an obstetrical examination including a general and abdominal examination and clinical monitoring of maternal and fetal well-being; OG35.7 Obtain informed consent for any examination / procedure.	PE 1.7 Perform Developmental assessment and interpret PE3.3 Assessment of a child with developmental delay- elicit document and present history	CM 2.1 to 2.4 Socio-economic status and Immunization	OR2.1 Describe and discuss the mechanism of Injury, clinical features, investigations and plan management of fracture of clavicle	EN 2.2 Demonstrate the correct use of a headlamp in the examination of the ear, nose and throat EN 2.3 Demonstrate the correct technique of examination of the ear including Otoscopy EN 4.4 Demonstrate the correct technique to hold visualize and assess the mobility of the tympanic membrane and its mobility and interpret and diagrammatically represent the findings.	Op3.1 Elicit , document and present appropriate history in a patient with a red eye
8-Apr-22	Friday	Clinical Posting	IM - 1.20 Determine the severity of valvular heart disease based on the clinical and laboratory and imaging features and determine the level of intervention required including surgery	SU 28.18 Describe and demonstrate clinical examination of abdomen. Order relevant investigations. Describe and discuss appropriate treatment plan	OG35.8 Write a complete case record with all necessary details.	PE 2.2 Assessment of a child with failure to thrive including eliciting an appropriate history and examination PE2.5 Assessment of a child with short stature: Elicit history; perform examination, document and present.	CM 2.1 to 2.4 Housing and dietary assessment-1	OR2.2 Describe and discuss the mechanism of Injury, clinical features, investigations and plan management of fractures of proximal humerus	EN2.5 Demonstrate the correct technique of examination of the nose & paranasal sinuses including the use of nasal speculum EN 2.6 Demonstrate the correct technique of examining the throat including the use of a tongue depressor EN 2.7 Demonstrate the correct technique of examination of neck including elicitation of laryngeal crenitus	OP3.1 Elicit , document and present appropriate history in a patient with a red eye

Date	Days	10AM TO 12 PM	04 Weeks Clinical Posting in Med, Surgery, OBG, Paedia, CM, ENT, & Ophthalmology (23 Days Posting + 1 Day Ward Leaving for each Batch in Rotation)							
			Medicine	Surgery	OBG	Paedia	Community Medicine	Ortho	E.N.T	Oph
9-Apr-22	Saturday	Clinical Posting	IM- 1.21 Describe and discuss and identify the	SU 28.18 Case	G35.6 Demonstrate ethical	PE 24.9 Elicit, document and present	CM 2.1 to 2.4 Individual health record	medications for relief of joint pain	EN 2.4 Demonstrate the	AN41.1 Describe and demonstrate parts and layers of the eyeball
10-Apr-22	Sunday	RamNavmi	RamNavmi							
11-Apr-22	Monday	Clinical Posting	IM - 1.26 Develop document and present a management plan for patients with heart failure based on type of failure, underlying aetiology	SU 28.9 Demonstrate the correct technique of examination of a patient with disorders of the stomach. Abdominal Examination	OG36.1 Plan and institute a line of treatment, which is need based, cost effective and appropriate for common conditions taking into consideration (a) Patient (b) Disease (c) Socio-economic status (d) Institution/ Governmental guidelines.	PE6.9 Perform routine Adolescent Health checkup including eliciting history, performing examination including SMR (Sexual Maturity Rating), growth assessments (using Growth charts) and systemic exam including thyroid and Breast exam and the HEADSS screening PE6.8 Respecting patient privacy and maintaining confidentiality while dealing with adolescence P E 11.3 Assessment of a child with obesity with regard to eliciting history including physical activity, charting and dietary recall PE6.11 Visit to the Adolescent Clinic		OR2.4 Describe and discuss the mechanism of injury, clinical features, investigations and principles of management of fracture of shaft of humerus and intercondylar fracture humerus with emphasis on neurovascular deficit	EN 4.5 Elicit document and present a correct history, demonstrate and describe the clinical features, choose the correct investigations and describe the principles of management of OME EN 4.6 Elicit document and present a correct history, demonstrate and describe the clinical features, choose the correct investigations and describe the principles of management of Discharging ear.	PY10.17 Describe and discuss functional anatomy of the eye
12-Apr-22	Tuesday	Clinical Posting	IM- 1.28 Enumerate the causes of adult presentations of congenital heart disease and describe the distinguishing features between cyanotic and acyanotic heart disease	SU 25.5 Demonstrate the correct technique to palpate the breast for breast swelling in a mannequin equivalent	OG8.1 Enumerate, describe and discuss the objectives of antenatal care, assessment of period of gestation; screening for high-risk factors.	PE 26.5 Elicit document and present the history related to diseases of Gastrointestinal system PE 26.6 PE 26.7 Identify external markers for GI and Liver disorders e.g. Jaundice, Pallor, Gynecomastia, Spider angioma, Palmar erythema, Icthyosis, Caput medusa, Clubbing, Failing to thrive, Vitamin A and D deficiency Perform examination of the abdomen, demonstrate organomegaly, ascites etc		OR2.5 Describe and discuss the aetiopathogenesis, clinical features, mechanism of injury, investigation & principles of management of fractures of both bones forearm and Galeazzi and Monteggia injury	EN 4.7 Elicit document and present a correct history demonstrate and describe the clinical features, choose the correct investigations and describe the principles of management of CSOM	OP 1.3 Demonstrate the steps in performing the visual acuity assessment for distance
13-Apr-22	Wednesday	Clinical Posting	IM- 1.29 Elicit document and present an appropriate history, demonstrate correctly general examination, relevant clinical findings and formulate document and present a management plan for an adult patient presenting with a common form of congenital heart disease	SU 25.5 Case Presentation	OG10.1, OG8.2 Define, classify and describe the aetiology, pathogenesis, clinical features, ultrasonography, differential diagnosis and management of antepartum haemorrhage in pregnancy	PE 28.9 Elicit, document and present age appropriate history of a child with upper respiratory problem including Stridor PE 28.13 Analyze the clinical symptoms and interpret physical findings and make a provisional / differential diagnosis in a child with ENT PE 28.14 symptoms Develop a treatment plan and document appropriately in a child with upper respiratory symptoms		OR2.6 Describe and discuss the aetiopathogenesis, mechanism of injury, clinical features, investigations and principles of management of fractures of distal radius	EN 4.8 Elicit document and present a correct history, demonstrate and describe the clinical features, choose the correct investigations and describe the principles of management of squamosal type of CSOM	OP 1.3 Demonstrate the steps in performing the visual acuity assessment for near
14-Apr-22	Thursday	Ambedkar Jyanti	Ambedkar Jyanti							


Dr. Yashbir Dewan

Date	Days	10AM TO 12 PM	04 Weeks Clinical Posting in Med, Surgery, OBG, Paedia, CM, ENT, & Ophthalmology (23 Days Posting + 1 Day Ward Leaving for each Batch in Rotation)							
			Medicine	Surgery	OBG	Paedia	Community Medicine	Ortho	E.N.T	Oph
15-Apr-22	Friday	Clinical Posting	IM - 2.9 Distinguish and differentiate between stable and unstable angina and AMI based on the clinical presentation	SU 22.3 Demonstrate and document the correct clinical examination of thyroid swellings and discuss the differential diagnosis and their management	OG8.4 Describe and demonstrate clinical monitoring of maternal and fetal well-being	PE 29.10 Elicit, document and present the history related to Hematology PE 29.11 Identify external markers for hematological disorders e.g. Jaundice, Pallor, Petechiae, Purpura, Ecchymosis, Lymphadenopathy, bone tenderness, loss of weight, Mucosal and large joint bleed.		OR2.7 Describe and discuss the aetiopathogenesis, mechanism of injury, clinical features, investigations and principles of management of pelvic injuries with emphasis on hemodynamic instability	EN 4.12 Elicit document and present a correct history demonstrate and describe the clinical features, choose the correct investigations and describe the principles of management of Hearing loss	OP 2.2 Demonstrate the symptoms and clinical signs of common lid conditions
16-Apr-22	Saturday	Clinical Posting	IM- 2.10 Order, perform and interpret an ECG	SU 22.3 Case Presentation	OG9.3 Discuss the aetiology, clinical features, differential diagnosis of acute abdomen in early pregnancy (with a focus on ectopic pregnancy) and enumerate the principles of medical and surgical management.	PE 26.8 Analyze symptoms and interpret physical signs to make a provisional/ differential diagnosis PE 26. 9 Interpret Liver Function Tests, viral markers, Ultra sonogram report PE 26.13 Counsel and educate patients and their family appropriately on liver diseases		OR2.8 Describe and discuss the aetiopathogenesis, mechanism of injury, clinical features, investigations and principles of management of spine injuries with emphasis on mobilisation of the patient	EN 4.1 Elicit document and present a correct history, demonstrate and describe the clinical features, choose the correct investigations and describe the principles of management of Otaglia EN 4.3 Elicit document and present a correct history, demonstrate and describe the clinical features, choose the correct investigations and describe the principles of management of ASOM	OP 2.2 Demonstrate the symptoms and clinical signs of common lid conditions
17-Apr-22	Sunday	Sunday	Sunday							
18-Apr-22	Monday	Clinical Posting	IM - 2.16 Discuss and describe the indications for acute thrombolysis, PTCA and CABG, IM -2.17 Discuss and describe the indications and methods of cardiac rehabilitation	SU 27.2 Describe the etiopathogenesis, clinical features, investigation and principles of treatment of occlusive arterial disease.	OG11.1 Elicit, document, present, discuss the clinical features; diagnosis and investigations, complications, principles of management of multiple pregnancies.	PE 28.16 Interpret blood tests relevant to upper respiratory problems PE 28.17 Interpret X-ray of the paranasal sinuses and mastoid; and /or use, written report in case of management. Interpret CXR in foreign body aspiration and lower respiratory tract infection, understand the significance of thymic shadow in pediatric chest X-rays		OR2.9 Describe and discuss the mechanism of injury, Clinical features, investigations and principle of management of acetabular fracture	EN 4.22 Elicit document and present a correct history demonstrate and describe the clinical features, choose the correct investigations and describe the principles of management of Nasal Obstruction	OP2.3 Demonstrate under supervision clinical procedures performed in the lid
19-Apr-22	Tuesday	Clinical Posting	IM - 2.19 Discuss and describe the pathogenesis, recognition and management of complications of acute coronary syndromes including arrhythmias, shock, LV dysfunction, papillary muscle Rupture and pericarditis	SU 27.2Case Presentation	G12.3 Elicit, document, present and discuss the clinical, feature, investigations, criteria, adverse effects on the mother and foetus and the management during pregnancy and labor, and complications of diabetes in pregnancy	PE 29.12 Perform examination of the abdomen, demonstrate Organomegaly. PE 29.13 Analyze symptoms and interpret physical signs to make a provisional /differential diagnosis PE 29.14 Interpret CBC, LFT		OR2.4 Describe and discuss the mechanism of injury, clinical features, investigations and principles of management of fracture of shaft of humerus and intercondylar fracture humerus with emphasis on neurovascular deficit	EN 4.25 Elicit document and present a correct history, demonstrate and describe the clinical features, choose the correct investigations and describe the principles of management of type of Nasal Polyps	OP2.3 Demonstrate under supervision clinical procedures performed in the lid

Date	Days	10AM TO 12 PM	04 Weeks Clinical Posting in Med, Surgery, OBG, Paedia, CM, ENT, & Ophthalmology (23 Days Posting + 1 Day Ward Leaving for each Batch in Rotation)							
			Medicine	Surgery	OBG	Paedia	Community Medicine	Ortho	E.N.T	Oph
20-Apr-22	Wednesday	Clinical Posting	IM - 3.4 Elicit document and present an appropriate history including the evolution, risk factors including immune status and occupational risk , IM - 3.5 Perform, document and demonstrate a physical examination including general examination and appropriate examination of the lungs that establishes the diagnosis, complications and severity of disease , IM 3.6 Generate document and present a differential diagnosis based on the clinical features, and prioritise the diagnosis based on the presentation	SU 27.6Describepathophysiology,clinical features,Investigations and principles of management of DVT and Varicose veins	OG12.8 Describe the mechanism, prophylaxis, fetal complications, diagnosis and management of isoimmunization in pregnancy.	PE 23.7 Counsel a patient with Chronic illness Elicit appropriate history for a cardiac disease, analyze the symptoms PE 23.8 e.g. breathlessness, chest pain, tachycardia, feeding difficulty, failing to thrive, reduced urinary output, swelling, syncope, cyanotic spells, PE 23.9 Suck rest cycle, frontal swelling in infants. Identify external markers of a cardiac disease e.g. Cyanosis, Clubbing, dependent edema, dental caries, arthritis, erythema rash, chorea, subcutaneous nodules, Osler node, Janeway lesions and document Record pulse, blood pressure, temperature and respiratory rate and interpret as per the age PE 23.10 Perform independently examination of the cardiovascular system – look for peripheral pulses, palpitations in the			EN 4.27 Elicit document and present a correct history, demonstrate and describe the clinical features, choose the correct investigations and describe the principles of management of type of Allergic Rhinitis EN 4.28 Elicit document and present a correct history, demonstrate and describe the clinical features, choose the correct investigations and describe the principles of management of type of Vasomotor Rhinitis	OP3.9 Demonstrate the correct technique of instillation of eye drops in a simulated environment
21-Apr-22	Thursday	Clinical Posting	IM- 3.18 Communicate and counsel patient on family on the diagnosis and therapy of pneumonia , IM - 3.19 Discuss, describe, enumerate the indications and communicate to patients on pneumococcal and influenza vaccines	SU 27.6Case Presentation	OG12.2 Elicit, document, present and discuss the clinical, feature diagnosis, investigations, adverse effects on the mother and foetus and the management during pregnancy and labor, and complications of anemia in pregnancy.	PE 34.5 Able to elicit, document and present history of contact with tuberculosis in every patient encounter PE 34.6 Identify a BCG scar PE 34.7 Interpret a Mantoux Test PE 34.8 Interpret a chest radiograph	CM 6.2, 6.3, 6.4 Biostatistics-3		EN 4.30 Elicit document and present a correct history, demonstrate and describe the clinical features, choose the correct investigations and describe the principles of management of type of Epistaxis	OP3.2 Demonstrate , document and present the correct method of examination of a red eye
22-Apr-22	Friday	Clinical Posting	IM - 4.7 Discuss and describe the pathophysiology and manifestations of the sepsis syndrome , IM - 4.12 Order and interpret diagnostic tests based on the differential K SH Y Bedside clinic, Skill Skill assessment Pathology, diagnosis including: CBC with differential, peripheral smear, urinary analysis with sediment, Chest X ray, blood and urine cultures, sputum gram stain and cultures, sputum AFB and cultures, CSF analysis, pleural and body fluid analysis, stool routine and culture and QBC	SU 27.8Demonstrate the correct examination of the lymphatic system	OG13.2 Elicit, document, present and discuss the clinical feature,diagnosis, investigations and management of preterm labor.	PE 29.18 Enumerate the referral criteria for Hematological conditions. PE 29.19 Counsel and educate patients about prevention and treatment of anemia.	CM 10.6 RCH-1		EN 4.33 Elicit document and present a correct history demonstrate and describe the clinical features, choose the correct investigations and describe the principles of management of type of Acute & Chronic Sinusitis	OP3.2 Demonstrate , document and present the correct method of examination of a red eye
23-Apr-22	Saturday	Clinical Posting	IM - 4.8 Discuss and describe the pathophysiology, aetiology and clinical manifestations of fever of unknown origin (FUO) including in a normal host, neutropenic host, nosocomial host and a host with HIV disease , IM - 4.21 Develop and present an appropriate diagnostic plan based on the clinical presentation, most likely diagnosis in a prioritised and cost effective manner	SU 27.8Case Presentation	OG13.2 Elicit, document, present and discuss the clinical feature, diagnosis, investigations and management of PROM.	PE 23.11 Develop a treatment plan and prescribe appropriate drugs including fluids in cardiac diseases, anti -failure drugs, and inotropic agents PE 23.12 Interpret a chest X ray and recognize Cardiomegaly	CM 10.6 RCH-2	OR2.7 Describe and discuss the aetiopathogenesis, mechanism of injury, clinical features, investigations and principles of management of pelvic injuries with emphasis on hemodynamic instability	EN 4.26 Elicit document and present a correct history, demonstrate and describe the clinical features, choose the correct investigations and describe the principles of management of type of Adenoids	OP3.8 Demonstrate correct technique of removal of foreign body from the eye in a simulated environment
24-Apr-22	Sunday	Sunday	Sunday							


Dr. Yashbir Dewan

Date	Days	10AM TO 12 PM	04 Weeks Clinical Posting in Med, Surgery, OBG, Paedia, CM, ENT, & Ophthalmology (23 Days Posting + 1 Day Ward Leaving for each Batch in Rotation)							
			Medicine	Surgery	OBG	Paedia	Community Medicine	Ortho	E.N.T	Oph
25-Apr-22	Monday	Clinical Posting	IM- 4.10 Perform a systematic examination that establishes the diagnosis and severity of presentation that includes: general skin mucosal and lymph node examination, chest and abdominal examination (including examination of the liver and spleen) , IM - 4.11 Generate a differential diagnosis and prioritise based on clinical features that help distinguish between infective, inflammatory, malignant and rheumatologic causes	SU 28.2Demonstrate the correct technique to examine the patient with hernia and identify different types of hernias.	OG13.2 Elicit, document, present and discuss the clinical feature, diagnosis, investigations and management of postdated pregnancy.	PE 34.9 Interpret blood tests in the context of laboratory evidence for PE 34.10 tuberculosis Discuss the various samples for demonstrating the organism e.g. Gastric Aspirate, Sputum, CSF, FNAC	CM 10.5, 5.6 RCH-4	OR2.9 Describe and discuss the mechanism of injury, Clinical features, investigations and principle of management of acetabular fracture	EN 4.39 Elicit document and present a correct history, demonstrate and describe the clinical features, choose the correct investigations and describe the principles of management of type of Acute & Chronic Tonsillitis	OP3.9 Demonstrate the correct technique of instillation of eye drops in a simulated environment
26-Apr-22	Tuesday	Clinical Posting	IM - 4.23 Prescribe drugs for malaria based on the species identified, prevalence of drug resistance and national programs	SU 28.2Case Presentation	OG21.1 Describe and discuss the temporary and permanent methods of contraception, indications, technique and complications; selection of patients, side effects and failure rate including Ocs, male contraception, emergency contraception and IUCD.	PE 33.10 Recognize precocious and delayed Puberty and refer PE 33.9 Perform Sexual Maturity Rating (SMR) and interpret	CM 17.3,17.5 Visit to SC/PHC/CHC	OR2.16 Describe and discuss the mechanism of injury, clinical features, investigations and principles of management of open fracture	EN 4.38 Elicit document and present a correct history demonstrate and describe the clinical features, choose the correct investigations and describe the principles of management of type of dysphagia EN 4.42 Elicit, document and present a correct history, demonstrate and describe the clinical features, choose the correct investigations and describe the principles of management of hoarseness of voice	OP4.8 Demonstrate technique of removal of foreign body in the cornea in a simulated environment
27-Apr-22	Wednesday	Clinical Posting	IM - 5.1 Describe and discuss the physiologic and biochemical basis of hyperbilirubinemia IM - 5.8 Describe and discuss the pathophysiology, clinical evolution and complications cholelithiasis and cholecystitis , IM 5.14 Outline a diagnostic approach to liver disease based on hyperbilirubinemia, liver function changes and hepatitis serology	Obstructive Jaundice	G35.9 Write a proper discharge summary with all relevant information. OG35.3 Recognize situations, which call for urgent or early treatment at secondary and tertiary centres and make a prompt referral of such patients after giving first aid or emergency treatment. OG35.10 Write a proper referral note to secondary or tertiary centres or to other physicians with all necessary details.	PE 23.13 Choose and Interpret blood reports in Cardiac illness PE 23.14 Interpret Pediatric ECG	CM 10.5 Vaccines-1	OR3.1 Describe and discuss the aetiopathogenesis, clinical features, investigations and principles of management of Bone and Joint infections a) Acute Osteomyelitis	EN 3.1 Observe and describe the indications for and steps involved in the performance of Otomicroscopic examination in a simulated environment.	OP6.6 Identify and demonstrate the clinical features and distinguish and diagnose common clinical conditions affecting the anterior chamber
28-Apr-22	Thursday	Clinical Posting	IM - 5.13 Enumerate the indications for ultrasound and other imaging studies including MRCP and ERCP and describe the findings in liver disease	SU 28.12Describe the applied anatomyof biliary system. Describe the clinical features, investigations and principles of management of diseases of biliary system Obstructive Jaundice	OG24.1 Define, classify and discuss abnormal uterine bleeding, its aetiology, clinical features, investigations, diagnosis and management.	PE 28.15 Stratify risk in children with stridor using IMNCI guidelines	CM 10.5 Vaccines-2	OR3.1 Contd. b) Subacute osteomyelitis	EN 3.2 Observe and describe the indications for and steps involved in the performance of diagnostic nasal Endoscopy	OP7.3 Demonstrate the correct technique of ocular examination in a patient with cataract

Date	Days	10AM TO 12 PM	04 Weeks Clinical Posting in Med, Surgery, OBG, Paedia, CM, ENT, & Ophthalmology (23 Days Posting + 1 Day Ward Leaving for each Batch in Rotation)							
			Medicine	Surgery	OBG	Paedia	Community Medicine	Ortho	E.N.T	Oph
29-Apr-22	Friday	Clinical Posting	IM - 5.17 Enumerate the indications, precautions and counsel patients on vaccination for hepatitis , IM - 5.18 Enumerate the indications for hepatic transplantation	SU 28.12Case Discussion	OG29.1 Elicit, document, present and discuss the clinical feature, differential diagnosis; investigations; principles of management, complications of fibroid uterus.	P E 10.4 Identify children with under nutrition as per IMNCI criteria and plan PE 16.1 referral Explain the components of Integrated Management of Neonatal and Childhood Illnesses (IMNCI) guidelines and method of Risk PE 16.2 stratification Assess children <2 months using IMNCI guidelines			EN 3.3 Observe and describe the indications for and steps involved in the performance of Rigid/Flexible Laryngoscopy	OP7.3 Demonstrate the correct technique of ocular examination in a patient with cataract
30-Apr-22	Saturday	Clinical Posting	IM - 6.4 Describe and discuss the pathogenesis, clinical features of	SU 29.10	OG10.2 Enumerate the indications	PE 21.8 Elicit, document and present a	CM 10.5 Vaccines-3	d) Septic arthritis	Students will observe Ear,	OP7.3 Demonstrate the correct technique of ocular examination in a
1-May-22	Sunday	Sunday	Sunday							
2-May-22	Monday	Clinical Posting	IM - 6.11 Enumerate the indications and describe the findings for CT of the chest and brain and MRI , IM- 6.12 Enumerate the indications for and interpret the results of: pulse oximetry, ABG, Chest Radiograph	SU 29.10 Case Discussion (BPH)	OG9.2 Describe the steps and observe/ assist in the performance of an MTP evacuation.	PE 24.13 Interpret RFT and electrolyte report PE 24.14 Plan fluid management as per the WHO criteria	CM 7.4 Epidemiology-2	OR3. Contd. e) HIV infection	Students will observe Ear, nose, throat & head & neck surgeries in OT	OP7.5 To participate in the team for cataract surger
3-May-22	Tuesday	ID UL FITAR	ID UL FITAR							
4-May-22	Wednesday	Clinical Posting	IM - 7.3 Classify cause of joint pain based on the pathophysiology , IM 7.14 Describe the appropriate diagnostic work up based on the presumed aetiology	SU 28.18Describe and demonstrate clinical examination of abdomen. Order relevant investigations. Describe and discuss appropriate treatment plan Case Discussion	OG37.4 Observe and assist in the performance of Dilatation & Curettage (D&C).	PE 32.2 Identify the clinical features of Down Syndrome PE 32.3 Interpret normal Karyotype and recognize Trisomy 21 PE 32.7 Identify the clinical features of Turner Syndrome	CM 7.6 Epidemiology-3	OR3.1 Contd. f) Skeletal Tuberculosis	Students will observe Ear, nose, throat & head & neck surgeries in OT	OP 9.1 Demonstrate the correct technique to examine extraocular movements
5-May-22	Thursday	Clinical Posting	Ward Leaving	Ward Leaving	Ward Leaving	Ward Leaving	Ward Leaving	Ward Leaving	Ward Leaving	Ward Leaving
6-May-22	Friday	Clinical Posting	Batch GH IM- 1.10- Elicit document and present an appropriate history that will establish the diagnosis, cause and severity of heart failure including: presenting complaints, precipitating and exacerbating factors, risk factors exercise tolerance, changes in sleep patterns, features suggestive of infective endocarditis , IM- 1.16, Generate a differential diagnosis based on the clinical presentation and prioritise it based on the most likely diagnosis	Batch I SU 18.3Describe and demonstrate the clinical examination of surgical patient including swelling and order relevant investigation for diagnosis. Describe and discuss appropriate treatment plan.	J BATCH OG8.2 Elicit document and present an obstetric history including menstrual history, last menstrual period, previous obstetric history, comorbid conditions, past medical history and surgical history G35.5 Determine gestational age, EDD and obstetric formula.	Batch K PE 7.5 Observe the correct technique of breastfeeding and distinguish right from wrong technique PE 7.7 Perform breast examination and Identify common problems during lactation such as retracted nipples, cracked nipples, breast engorgement, breast abscess PE 8.4 Elicit history on the Complementary Feeding habits	Batch L CM 2.1 to 2.4 Briefing to family study/family allotment	Batch AB OR1.5 Describe and discuss the aetiopathogenesis, clinical features, investigations, and principles of management of dislocation of major joints, shoulder, knee, hip	Batch CD EN 2.1 Elicit document and present an appropriate history in a patient presenting with an ENT complaint	Batch EF OP3.1 Elicit , document and present appropriate history in a patient with a red eye


Date	Days	10AM TO 12 PM	04 Weeks Clinical Posting in Med, Surgery, OBG, Paedia, CM, ENT, & Ophthalmology (23 Days Posting + 1 Day Ward Leaving for each Batch in Rotation)							
			Medicine	Surgery	OBG	Paedia	Community Medicine	Ortho	E.N.T	Oph
7-May-22	Saturday	Clinical Posting	IM- 1.18 Perform and interpret a 12 lead ECG	SU 18.3 Case Presentation	OG8.3 Describe, demonstrate, document and perform an obstretical examination including a general and abdominal examination and clinical monitoring of maternal and fetal well-being; OG35.7 Obtain informed consent for any examination / procedure.	PE 1.7 Perform Developmental assessment and interpret PE3.3 Assessment of a child with developmental delay- elicit document and present history			EN 2.2 Demonstrate the correct use of a headlamp in the examination of the ear, nose and throat EN 2.3 Demonstrate the correct technique of examination of the ear including Otoscopy EN 4.4 Demonstrate the correct technique to hold visualize and assess the mobility of the tympanic membrane and its mobility and interpret and diagrammatically represent the findings.	Op3.1 Elicit , document and present appropriate history in a patient with a red eye
8-May-22	Sunday	Sunday	Sunday							
9-May-22	Monday	Clinical Posting	IM- 1.20 Determine the severity of valvular heart disease based on the clinical and laboratory and imaging features and determine the level of intervention required including surgery	SU 28.18 Describe and demonstrate clinical examination of abdomen. Order relevant investigations. Describe and discuss appropriate treatment plan	OG35.8 Write a complete case record with all necessary details.	PE 2.2 Assessment of a child with failure to thrive including eliciting an appropriate history and examination PE2.5 Assessment of a child with short stature: Elicit history; perform examination, document and present.			EN2.5 Demonstrate the correct technique of examination of the nose & paranasal sinuses including the use of nasal speculum EN 2.6 Demonstrate the correct technique of examining the throat including the use of a tongue depressor EN 2.7 Demonstrate the correct technique of examination of neck including elicitation of laryngeal crentitus.	OP3.1 Elicit , document and present appropriate history in a patient with a red eye
10-May-22	Tuesday	Clinical Posting	IM- 1.21 Describe and discuss and identify the clinical features of acute and subacute endocarditis, echocardiographic findings, blood culture and sensitivity and therapy	SU 28.18 Case Discussion	G35.6 Demonstrate ethical behavior in all aspects of medical practice. OG35.4 Demonstrate interpersonal and communication skills befitting a physician in order to discuss illness and its outcome with patient and family.	PE 24.9 Elicit, document and present history pertaining to diarrheal diseases PE 24.10 Assess for signs of dehydration, document and present PE 24.11 Apply the IMNCl guidelines in risk stratification of children with diarrheal dehydration and refer			EN 2.4 Demonstrate the correct technique of performance and interpret tuning fork tests.	AN41.1 Describe and demonstrate parts and layers of the eyeball

Date	Days	10AM TO 12 PM	04 Weeks Clinical Posting in Med, Surgery, OBG, Paedia, CM, ENT, & Ophthalmology (23 Days Posting + 1 Day Ward Leaving for each Batch in Rotation)							
			Medicine	Surgery	OBG	Paedia	Community Medicine	Ortho	E.N.T	Oph
11-May-22	Wednesday	Clinical Posting	IM- 1.26 Develop document and present a management plan for patients with heart failure based on type of failure, underlying aetiology	SU 28.9 Demonstrate the correct technique of examination of a patient with disorders of the stomach. Abdominal Examination	OG36.1 Plan and institute a line of treatment, which is need based, cost effective and appropriate for common conditions taking into consideration (a) Patient (b) Disease (c) Socio-economic status (d) Institution/ Governmental guidelines.	PE6.9 Perform routine Adolescent Health checkup including eliciting history, performing examination including SMR (Sexual Maturity Rating), growth assessments (using Growth charts) and systemic exam including thyroid and Breast exam and the HEADSS screening PE6.8 Respecting patient privacy and maintaining confidentiality while dealing with adolescence P E 11.3 Assessment of a child with obesity with regard to eliciting history including physical activity, charting and dietary recall PE6.11 Visit to the Adolescent Clinic	CM 2.1 to 2.4 Individual health record and dietary assessment-3	OR2.4 Describe and discuss the mechanism of injury, clinical features, investigations and principles of management of fracture of shaft of humerus and intercondylar fracture humerus with emphasis on neurovascular deficit	EN 4.5 Elicit document and present a correct history, demonstrate and describe the clinical features, choose the correct investigations and describe the principles of management of OME EN 4.6 Elicit document and present a correct history, demonstrate and describe the clinical features, choose the correct investigations and describe the principles of management of Discharging ear.	PY10.17 Describe and discuss functional anatomy of the eye
12-May-22	Thursday	Clinical Posting	IM- 1.28 Enumerate the causes of adult presentations of congenital heart disease and describe the distinguishing features between cyanotic and acyanotic heart disease	SU 25.5 Demonstrate the correct technique to palpate the breast for breast swelling in a mannequin equivalent	OG8.1 Enumerate, describe and discuss the objectives of antenatal care, assessment of period of gestation; screening for high-risk factors.	PE 26.5 Elicit document and present the history related to diseases of Gastrointestinal system PE 26.6 PE 26.7 Identify external markers for GI and Liver disorders e.g. Jaundice, Pallor, Gynecomastia, Spider angioma, Palmar erythema, Ichthyosis, Caput medusa, Clubbing, Failing to thrive, Vitamin A and D deficiency Perform examination of the abdomen, demonstrate organomegaly, ascites etc	CM 5.4 Calculation of Nutrients/Preparation of family presentation	OR2.5 Describe and discuss the aetiopathogenesis, clinical features, mechanism of injury, investigation & principles of management of fractures of both bones forearm and Galeazzi and Monteggia injury	EN 4.7 Elicit document and present a correct history demonstrate and describe the clinical features, choose the correct investigations and describe the principles of management of CSOM	OP 1.3 Demonstrate the steps in performing the visual acuity assessment for distance
13-May-22	Friday	Clinical Posting	IM- 1.29 Elicit document and present an appropriate history, demonstrate correctly general examination, relevant clinical findings and formulate document and present a management plan for an adult patient presenting with a common form of congenital heart disease	SU 25.5 Case Presentation	OG10.1, OG8.2 Define, classify and describe the aetiology, pathogenesis, clinical features, ultrasonography, differential diagnosis and management of antepartum haemorrhage in pregnancy	PE 28.9 Elicit, document and present age appropriate history of a child with upper respiratory problem including Stridor PE 28.13 Analyze the clinical symptoms and interpret physical findings and make a provisional / differential diagnosis in a child with ENT PE 28.14 symptoms Develop a treatment plan and document appropriately in a child with upper respiratory symptoms	CM 2.1 to 2.4 Family presentation-1	OR2.6 Describe and discuss the aetiopathogenesis, mechanism of injury, clinical features, investigations and principles of management of fractures of distal radius	EN 4.8 Elicit document and present a correct history, demonstrate and describe the clinical features, choose the correct investigations and describe the principles of management of squamosal type of CSOM	OP 1.3 Demonstrate the steps in performing the visual acuity assessment for near

Date	Days	10AM TO 12 PM	04 Weeks Clinical Posting in Med, Surgery, OBG, Paedia, CM, ENT, & Ophthalmology (23 Days Posting + 1 Day Ward Leaving for each Batch in Rotation)							
			Medicine	Surgery	OBG	Paedia	Community Medicine	Ortho	E.N.T	Oph
14-May-22	Saturday	Clinical Posting	IM - 2.9 Distinguish and differentiate between stable and unstable angina and AMI based on the clinical presentation	SU 22.3 Demonstrate and document the correct clinical examination of thyroid swellings and discuss the differential diagnosis and their management	OG8.4 Describe and demonstrate clinical monitoring of maternal and fetal well-being	PE 29.10 Elicit, document and present the history related to Hematology PE 29.11 Identify external markers for hematological disorders e.g. Jaundice, Pallor, Petechiae, Purpura, Ecchymosis, Lymphadenopathy, bone tenderness, loss of weight, Mucosal and large joint bleed.		OR2.7 Describe and discuss the aetiopathogenesis, mechanism of injury, clinical features, investigations and principles of management of pelvic injuries with emphasis on hemodynamic instability	EN 4.12 Elicit document and present a correct history demonstrate and describe the clinical features, choose the correct investigations and describe the principles of management of Hearing loss	OP 2.2 Demonstrate the symptoms and clinical signs of common lid conditions
15-May-22	Sunday	Sunday	Sunday							
16-May-22	Monday	Clinical Posting	IM- 2.10 Order, perform and interpret an ECG	SU 22.3 Case Presentation	OG9.3 Discuss the aetiology, clinical features, differential diagnosis of acute abdomen in early pregnancy (with a focus on ectopic pregnancy) and enumerate the principles of medical and surgical management.	PE 26.8 Analyze symptoms and interpret physical signs to make a provisional/ differential diagnosis PE 26. 9 Interpret Liver Function Tests, viral markers, Ultra sonogram report PE 26.13 Counsel and educate patients and their family appropriately on liver diseases		OR2.8 Describe and discuss the aetiopathogenesis, mechanism of injury, clinical features, investigations and principles of management of spine injuries with emphasis on mobilisation of the patient	EN 4.1 Elicit document and present a correct history, demonstrate and describe the clinical features, choose the correct investigations and describe the principles of management of Otagia EN 4.3 Elicit document and present a correct history, demonstrate and describe the clinical features, choose the correct investigations and describe the principles of management of ASOM	OP 2.2 Demonstrate the symptoms and clinical signs of common lid conditions
17-May-22	Tuesday	Clinical Posting	IM - 2.16 Discuss and describe the indications for acute thrombolysis, PTCA and CABG, IM -2.17 Discuss and describe the indications and methods of cardiac rehabilitation	SU 27.2 Describe the etiopathogenesis, clinical features, investigation and principles of treatment of occlusive arterial disease.	OG11.1 Elicit, document, present, discuss the clinical features; diagnosis and investigations, complications, principles of management of multiple pregnancies.	PE 28.16 Interpret blood tests relevant to upper respiratory problems PE 28.17 Interpret X-ray of the paranasal sinuses and mastoid; and /or use, written report in case of management. Interpret CXR in foreign body aspiration and lower respiratory tract infection, understand the significance of thymic shadow in pediatric chest X-rays		OR2.9 Describe and discuss the mechanism of injury, Clinical features, investigations and principle of management of acetabular fracture	EN 4.22 Elicit document and present a correct history demonstrate and describe the clinical features, choose the correct investigations and describe the principles of management of Nasal Obstruction	OP2.3 Demonstrate under supervision clinical procedures performed in the lid
18-May-22	Wednesday	Clinical Posting	IM - 2.19 Discuss and describe the pathogenesis, recognition and management of complications of acute coronary syndromes including arrhythmias,	SU 27.2 Case Presentation	G12.3 Elicit, document, present and discuss the clinical, feature, investigations, criteria, adverse	PE 29.12 Perform examination of the abdomen, demonstrate Organomegaly. PE 29.13		clinical features, investigations and principles of management of fracture of shaft of	EN 4.25 Elicit document and present a correct history, demonstrate and describe the	OP2.3 Demonstrate under supervision clinical procedures performed in the lid

Date	Days	10AM TO 12 PM	04 Weeks Clinical Posting in Med, Surgery, OBG, Paedia, CM, ENT, & Ophthalmology (23 Days Posting + 1 Day Ward Leaving for each Batch in Rotation)							
			Medicine	Surgery	OBG	Paedia	Community Medicine	Ortho	E.N.T	Oph
19-May-22	Thursday	Clinical Posting	IM - 3.4 Elicit document and present an appropriate history including the evolution, risk factors including immune status and occupational risk , IM - 3.5 Perform, document and demonstrate a physical examination including general examination and appropriate examination of the lungs that establishes the diagnosis, complications and severity of disease , IM 3.6 Generate document and present a differential diagnosis based on the clinical features, and prioritise the diagnosis based on the presentation	SU 27.6Describepathophysiology,clinical features,Investigations and principles of management of DVT and Varicose veins	OG12.8 Describe the mechanism, prophylaxis, fetal complications, diagnosis and management of isoimmunization in pregnancy.	PE 22.2 PE 23.7 Counsel a patient with Chronic illness Elicit appropriate history for a cardiac disease, analyze the symptoms PE 23.8 e.g. breathlessness, chest pain, tachycardia, feeding difficulty, failing to thrive, reduced urinary output, swelling, syncope, cyanotic spells, PE 23.9 Suck rest cycle, frontal swelling in infants. Identify external markers of a cardiac disease e.g. Cyanosis, Clubbing, dependent edema, dental caries, arthritis, erythema rash, chorea, subcutaneous nodules, Osler node, Janeway lesions and document Record pulse, blood pressure, temperature and respiratory rate and interpret as per the age PE 23.10 Perform independently examination of the cardiovascular system – look for peripheral pulses, palpation in the			EN 4.27 Elicit document and present a correct history, demonstrate and describe the clinical features, choose the correct investigations and describe the principles of management of type of Allergic Rhinitis EN 4.28 Elicit document and present a correct history, demonstrate and describe the clinical features, choose the correct investigations and describe the principles of management of type of Vasomotor Rhinitis	OP3.9 Demonstrate the correct technique of instillation of eye drops in a simulated environment
20-May-22	Friday	Clinical Posting	IM- 3.18 Communicate and counsel patient on family on the diagnosis and therapy of pneumonia , IM - 3.19 Discuss, describe, enumerate the indications and communicate to patients on pneumococcal and influenza vaccines	SU 27.6Case Presentation	OG12.2 Elicit, document, present and discuss the clinical, feature diagnosis, investigations, adverse effects on the mother and foetus and the management during pregnancy and labor, and complications of anemia in pregnancy.	PE 34.5 Able to elicit, document and present history of contact with tuberculosis in every patient encounter PE 34.6 Identify a BCG scar PE 34.7 Interpret a Mantoux Test PE 34.8 Interpret a chest radiograph	CM 6.2, 6.3, 6.4 Biostatistics-3		EN 4.30 Elicit document and present a correct history, demonstrate and describe the clinical features, choose the correct investigations and describe the principles of management of type of Epistaxis	OP3.2 Demonstrate , document and present the correct method of examination of a red eye
21-May-22	Saturday	Clinical Posting	IM - 4.7 Discuss and describe the pathophysiology and manifestations of the sepsis syndrome , IM - 4.12 Order and interpret diagnostic tests based on the differential K SH Y Bedside clinic, Skill Skill assessment Pathology, diagnosis including: CBC with differential, peripheral smear, urinary analysis with sediment, Chest X ray, blood and urine cultures, sputum gram stain and cultures, sputum AFB and cultures, CSF analysis, pleural and body fluid analysis, stool routine and culture and QBC	SU 27.8Demonstrate the correct examination of the lymphatic system	OG13.2 Elicit, document, present and discuss the clinical feature,diagnosis, investigations and management of preterm labor.	PE 29.18 Enumerate the referral criteria for Hematological conditions. PE 29.19 Counsel and educate patients about prevention and treatment of anemia.	CM 10.6 RCH-1		EN 4.33 Elicit document and present a correct history demonstrate and describe the clinical features, choose the correct investigations and describe the principles of management of type of Acute & Chronic Sinusitis	OP3.2 Demonstrate , document and present the correct method of examination of a red eye
22-May-22	Sunday	Sunday	Sunday							
23-May-22	Monday	Clinical Posting	IM - 4.8 Discuss and describe the pathophysiology, aetiology and clinical manifestations of fever of unknown origin (FUO) including in a normal host, neutropenic host, nosocomial host and a host with HIV disease , IM - 4.21 Develop and present an appropriate diagnostic plan based on the clinical presentation, most likely diagnosis in a prioritised and cost effective manner	SU 27.8Case Presentation	OG13.2 Elicit, document, present and discuss the clinical feature, diagnosis, investigations and management of PROM.	PE 23.11 Develop a treatment plan and prescribe appropriate drugs including fluids in cardiac diseases, anti -failure drugs, and inotropic agents PE 23.12 Interpret a chest X ray and recognize Cardiomegaly	CM 10.4, 10.5 RCH-3		EN 4.26 Elicit document and present a correct history, demonstrate and describe the clinical features, choose the correct investigations and describe the principles of management of type of Adenoids	OP3.8 Demonstrate correct technique of removal of foreign body from the eye in a simulated environment

Date	Days	10AM TO 12 PM	04 Weeks Clinical Posting in Med, Surgery, OBG, Paedia, CM, ENT, & Ophthalmology (23 Days Posting + 1 Day Ward Leaving for each Batch in Rotation)							
			Medicine	Surgery	OBG	Paedia	Community Medicine	Ortho	E.N.T	Oph
24-May-22	Tuesday	Clinical Posting	IM- 4.10 Perform a systematic examination that establishes the diagnosis and severity of presentation that includes: general skin mucosal and lymph node examination, chest and abdominal examination (including examination of the liver and spleen) , IM - 4.11 Generate a differential diagnosis and prioritise based on clinical features that help distinguish between infective, inflammatory, malignant and rheumatologic causes	SU 28.2Demonstrate the correct technique to examine the patient with hernia and identify different types of hernias.	OG13.2 Elicit, document, present and discuss the clinical feature, diagnosis, investigations and management of postdated pregnancy.	PE 34.9 Interpret blood tests in the context of laboratory evidence for PE 34.10 tuberculosis Discuss the various samples for demonstrating the organism e.g. Gastric Aspirate, Sputum, CSF, FNAC	CM 10.5, 5.6 RCH-4	OR2.9 Describe and discuss the mechanism of injury, Clinical features, investigations and principle of management of acetabular fracture	EN 4.39 Elicit document and present a correct history, demonstrate and describe the clinical features, choose the correct investigations and describe the principles of management of type of Acute & Chronic Tonsillitis	OP3.9 Demonstrate the correct technique of instillation of eye drops in a simulated environment
25-May-22	Wednesday	Clinical Posting	IM - 4.23 Prescribe drugs for malaria based on the species identified, prevalence of drug resistance and national programs	SU 28.2Case Presentation	OG21.1 Describe and discuss the temporary and permanent methods of contraception, indications, technique and complications; selection of patients, side effects and failure rate including Ocs, male contraception, emergency contraception and IUCD.	PE 33.10 Recognize precocious and delayed Puberty and refer PE 33.9 Perform Sexual Maturity Rating (SMR) and interpret	CM 17.3,17.5 Visit to SC/PHC/CHC	OR2.16 Describe and discuss the mechanism of injury, clinical features, investigations and principles of management of open fracture	EN 4.38 Elicit document and present a correct history demonstrate and describe the clinical features, choose the correct investigations and describe the principles of management of type of dysphagia EN 4.42 Elicit, document and present a correct history, demonstrate and describe the clinical features, choose the correct investigations and describe the principles of management of hoarseness of voice	OP4.8 Demonstrate technique of removal of foreign body in the cornea in a simulated environment
26-May-22	Thursday	Clinical Posting	IM - 5.1 Describe and discuss the physiologic and biochemical basis of hyperbilirubinemia IM - 5.8 Describe and discuss the pathophysiology, clinical evolution and complications cholelithiasis and cholecystitis , IM 5.14 Outline a diagnostic approach to liver disease based on hyperbilirubinemia, liver function changes and hepatitis serology	Obstructive Jaundice	G35.9 Write a proper discharge summary with all relevant information. OG35.3 Recognize situations, which call for urgent or early treatment at secondary and tertiary centres and make a prompt referral of such patients after giving first aid or emergency treatment. OG35.10 Write a proper referral note to secondary or tertiary centres or to other physicians with all necessary details.	PE 23.13 Choose and Interpret blood reports in Cardiac illness PE 23.14 Interpret Pediatric ECG	CM 10.5 Vaccines-1	OR3.1 Describe and discuss the aetiopathogenesis, clinical features, investigations and principles of management of Bone and Joint infections a) Acute Osteomyelitis	EN 3.1 Observe and describe the indications for and steps involved in the performance of Otomicroscopic examination in a simulated environment.	OP6.6 Identify and demonstrate the clinical features and distinguish and diagnose common clinical conditions affecting the anterior chamber
27-May-22	Friday	Clinical Posting	IM - 5.13 Enumerate the indications for ultrasound and other imaging studies including MRCP and ERCP and describe the findings in liver disease	SU 28.12Describe the applied anatomy of biliary system. Describe the clinical features, investigations and principles of management of diseases of biliary system Obstructive Jaundice	OG24.1 Define, classify and discuss abnormal uterine bleeding, its aetiology, clinical features, investigations, diagnosis and management.	PE 28.15 Stratify risk in children with stridor using IMNCI guidelines	CM 10.5 Vaccines-2	OR3.1 Contd. b) Subacute osteomyelitis	EN 3.2 Observe and describe the indications for and steps involved in the performance of diagnostic nasal Endoscopy	OP7.3 Demonstrate the correct technique of ocular examination in a patient with cataract
28-May-22	Saturday	Clinical Posting	IM - 5.17 Enumerate the indications, precautions and	SU 28.12Case	OG29.1 Elicit, document, present	PE 10.4 Identify children with under	CM 10.5 Vaccines-3	c) Acute Suppurative arthritis	EN 3.3 Observe and describe	OP7.3 Demonstrate the correct technique of ocular examination in a


Dr. Yashbir Dewan

Date	Days	10AM TO 12 PM	04 Weeks Clinical Posting in Med, Surgery, OBG, Paedia, CM, ENT, & Ophthalmology (23 Days Posting + 1 Day Ward Leaving for each Batch in Rotation)							
			Medicine	Surgery	OBG	Paedia	Community Medicine	Ortho	E.N.T	Oph
29-May-22	Sunday	Sunday	Sunday							
30-May-22	Monday	Clinical Posting	IM - 6.4 Describe and discuss the pathogenesis, evolution and clinical features of common HIV related opportunistic infections , IM - 6.5 Describe and discuss the pathogenesis, evolution and clinical features of common HIV related malignancies, IM - 6.6	SU 29.10 Demonstrate a digital rectal examination of the prostate in a mannequino equivalent	OG10.2 Enumerate the indications and describe the appropriate use of blood and blood products, their complications and management.	PE 21.8 Elicit, document and present a history pertaining to diseases of the Genitourinary tract PE 21.9 Identify external markers for Kidney disease, like Failing to thrive, hypertension, pallor, Ichthyosis, anasarca PE21.10 Analyze symptom and interpret the physical findings and arrive at an appropriate provisional differential diagnosis PE 21.11 Perform and interpret the common analytes in a Urine examination PE 21.16 Counsel / educate a patient for referral appropriately	CM 7.4 Epidemiology-1	OR3, Contd. d) Septic arthritis	Students will observe Ear, nose, throat & head & neck surgeries in OT	OP7.3 Demonstrate the correct technique of ocular examination in a patient with cataract
31-May-22	Tuesday	Clinical Posting	IM - 6.11 Enumerate the indications and describe the findings for CT of the chest and brain and MRI , IM- 6.12 Enumerate the indications for and interpret the results of: pulse oximetry, ABG, Chest Radiograph	SU 29.10 Case Discussion (BPH)	OG9.2 Describe the steps and observe/ assist in the performance of an MTP evacuation.	PE 24.13 Interpret RFT and electrolyte report PE 24.14 Plan fluid management as per the WHO criteria	CM 7.4 Epidemiology-2	OR3, Contd. e) HIV infection	Students will observe Ear, nose, throat & head & neck surgeries in OT	OP7.5 To participate in the team for cataract surger
1-Jun-22	Wednesday	Clinical Posting	IM - 7.3 Classify cause of joint pain based on the pathophysiology , IM 7.14 Describe the appropriate diagnostic work up based on the presumed aetiology	SU 28.18Describe and demonstrate clinical examination of abdomen. Order relevant investigations. Describe and discuss appropriate treatment plan Case Discussion	OG37.4 Observe and assist in the performance of Dilatation & Curettage (D&C).	PE 32.2 Identify the clinical features of Down Syndrome PE 32.3 Interpret normal Karyotype and recognize Trisomy 21 PE 32.7 Identify the clinical features of Turner Syndrome	CM 7.6 Epidemiology-3	OR3.1 Contd. f) Skeletal Tuberculosis	Students will observe Ear, nose, throat & head & neck surgeries in OT	OP 9.1 Demonstrate the correct technique to examine extraocular movements
2-Jun-22	Thursday	Clinical Posting	Ward Leaving	Ward Leaving	Ward Leaving	Ward Leaving	Ward Leaving	Ward Leaving	Ward Leaving	Ward Leaving
3-Jun-22	Friday	Clinical Posting	Batch I IM- 1.10- Elicit document and present an appropriate history that will establish the diagnosis, cause and severity of heart failure including: presenting complaints, precipitating and exacerbating factors, risk factors exercise tolerance, changes in sleep patterns, features suggestive of infective endocarditis , IM- 1.16, Generate a differential diagnosis based on the clinical presentation and prioritise it based on the most likely diagnosis	Batch J SU 18.3Describe and demonstrate the clinical examination of surgical patient including swelling and order relevant investigation for diagnosis. Describe and discuss appropriate treatment plan.	EF BATCH OG8.2 Elicit document and present an obstetric history including menstrual history, last menstrual period, previous obstetric history, comorbid conditions, past medical history and surgical history G35.5 Determine gestational age, EDD and obstetric formula.	PE 7.5 Observe the correct technique of breastfeeding and distinguish right from wrong technique PE 7.7 Perform breast examination and Identify common problems during lactation such as retracted nipples, cracked nipples, breast engorgement, breast abscess PE 8.4 Elicit history on the Complementary Feeding habits	Batch AB CM 2.1 to 2.4 Briefing to family study/family allotment	Batch CD OR1.5 Describe and discuss the aetiopathogenesis, clinical features, investigations, and principles of management of dislocation of major joints, shoulder, knee, hip	Batch EF EN 2.1 Elicit document and present an appropriate history in a patient presenting with an ENT complaint	Batch GH OP3.1 Elicit , document and present appropriate history in a patient with a red eye

Date	Days	10AM TO 12 PM	04 Weeks Clinical Posting in Med, Surgery, OBG, Paedia, CM, ENT, & Ophthalmology (23 Days Posting + 1 Day Ward Leaving for each Batch in Rotation)							
			Medicine	Surgery	OBG	Paedia	Community Medicine	Ortho	E.N.T	Oph
4-Jun-22	Saturday	Clinical Posting	IM- 1.18 Perform and interpret a 12 lead ECG	SU 18.3 Case Presentation	OG8.3 Describe, demonstrate, document and perform an obstretical examination including a general and abdominal examination and clinical monitoring of maternal and fetal well-being; OG35.7 Obtain informed consent for any examination / procedure.	PE 1.7 Perform Developmental assessment and interpret PE3.3 Assessment of a child with developmental delay- elicit document and present history			EN 2.2 Demonstrate the correct use of a headlamp in the examination of the ear, nose and throat EN 2.3 Demonstrate the correct technique of examination of the ear including Otoscopy EN 4.4 Demonstrate the correct technique to hold visualize and assess the mobility of the tympanic membrane and its mobility and interpret and diagrammatically represent the findings.	Op3.1 Elicit , document and present appropriate history in a patient with a red eye
5-Jun-22	Sunday	Sunday	Sunday							
6-Jun-22	Monday	Clinical Posting	IM- 1.20 Determine the severity of valvular heart disease based on the clinical and laboratory and imaging features and determine the level of intervention required including surgery	SU 28.18 Describe and demonstrate clinical examination of abdomen. Order relevant investigations. Describe and discuss appropriate treatment plan	OG35.8 Write a complete case record with all necessary details.	PE 2.2 Assessment of a child with failure to thrive including eliciting an appropriate history and examination PE2.5 Assessment of a child with short stature: Elicit history; perform examination, document and present.			EN2.5 Demonstrate the correct technique of examination of the nose & paranasal sinuses including the use of nasal speculum EN 2.6 Demonstrate the correct technique of examining the throat including the use of a tongue depressor EN 2.7 Demonstrate the correct technique of examination of neck including elicitation of laryngeal crentitus.	OP3.1 Elicit , document and present appropriate history in a patient with a red eye
7-Jun-22	Tuesday	Clinical Posting	IM- 1.21 Describe and discuss and identify the clinical features of acute and subacute endocarditis, echocardiographic findings, blood culture and sensitivity and therapy	SU 28.18 Case Discussion	G35.6 Demonstrate ethical behavior in all aspects of medical practice. OG35.4 Demonstrate interpersonal and communication skills befitting a physician in order to discuss illness and its outcome with patient and family.	PE 24.9 Elicit, document and present history pertaining to diarrheal diseases PE 24.10 Assess for signs of dehydration, document and present PE 24.11 Apply the IMNCl guidelines in risk stratification of children with diarrheal dehydration and refer			EN 2.4 Demonstrate the correct technique of performance and interpret tuning fork tests.	AN41.1 Describe and demonstrate parts and layers of the eyeball


Date	Days	10AM TO 12 PM	04 Weeks Clinical Posting in Med, Surgery, OBG, Paedia, CM, ENT, & Ophthalmology (23 Days Posting + 1 Day Ward Leaving for each Batch in Rotation)							
			Medicine	Surgery	OBG	Paedia	Community Medicine	Ortho	E.N.T	Oph
8-Jun-22	Wednesday	Clinical Posting	IM- 1.26 Develop document and present a management plan for patients with heart failure based on type of failure, underlying aetiology	SU 28.9 Demonstrate the correct technique of examination of a patient with disorders of the stomach. Abdominal Examination	OG36.1 Plan and institute a line of treatment, which is need based, cost effective and appropriate for common conditions taking into consideration (a) Patient (b) Disease (c) Socio-economic status (d) Institution/ Governmental guidelines.	PE6.9 Perform routine Adolescent Health checkup including eliciting history, performing examination including SMR (Sexual Maturity Rating), growth assessments (using Growth charts) and systemic exam including thyroid and Breast exam and the HEADSS screening PE6.8 Respecting patient privacy and maintaining confidentiality while dealing with adolescence P E 11.3 Assessment of a child with obesity with regard to eliciting history including physical activity, charting and dietary recall PE6.11 Visit to the Adolescent Clinic	CM 2.1 to 2.4 Individual health record and dietary assessment-3	OR2.4 Describe and discuss the mechanism of injury, clinical features, investigations and principles of management of fracture of shaft of humerus and intercondylar fracture humerus with emphasis on neurovascular deficit	EN 4.5 Elicit document and present a correct history, demonstrate and describe the clinical features, choose the correct investigations and describe the principles of management of OME EN 4.6 Elicit document and present a correct history, demonstrate and describe the clinical features, choose the correct investigations and describe the principles of management of Discharging ear.	PY10.17 Describe and discuss functional anatomy of the eye
9-Jun-22	Thursday	Clinical Posting	IM- 1.28 Enumerate the causes of adult presentations of congenital heart disease and describe the distinguishing features between cyanotic and acyanotic heart disease	SU 25.5 Demonstrate the correct technique to palpate the breast for breast swelling in a mannequin equivalent	OG8.1 Enumerate, describe and discuss the objectives of antenatal care, assessment of period of gestation; screening for high-risk factors.	PE 26.5 Elicit document and present the history related to diseases of Gastrointestinal system PE 26.6 PE 26.7 Identify external markers for GI and Liver disorders e.g. Jaundice, Pallor, Gynecomastia, Spider angioma, Palmar erythema, Ichthyosis, Caput medusa, Clubbing, Failing to thrive, Vitamin A and D deficiency Perform examination of the abdomen, demonstrate organomegaly, ascites etc	CM 5.4 Calculation of Nutrients/Preparation of family presentation	OR2.5 Describe and discuss the aetiopathogenesis, clinical features, mechanism of injury, investigation & principles of management of fractures of both bones forearm and Galeazzi and Monteggia injury	EN 4.7 Elicit document and present a correct history demonstrate and describe the clinical features, choose the correct investigations and describe the principles of management of CSOM	OP 1.3 Demonstrate the steps in performing the visual acuity assessment for distance
10-Jun-22	Friday	Clinical Posting	IM- 1.29 Elicit document and present an appropriate history, demonstrate correctly general examination, relevant clinical findings and formulate document and present a management plan for an adult patient presenting with a common form of congenital heart disease	SU 25.5 Case Presentation	OG10.1, OG8.2 Define, classify and describe the aetiology, pathogenesis, clinical features, ultrasonography, differential diagnosis and management of antepartum haemorrhage in pregnancy	PE 28.9 Elicit, document and present age appropriate history of a child with upper respiratory problem including Stridor PE 28.13 Analyze the clinical symptoms and interpret physical findings and make a provisional / differential diagnosis in a child with ENT PE 28.14 symptoms Develop a treatment plan and document appropriately in a child with upper respiratory symptoms	CM 2.1 to 2.4 Family presentation-1	OR2.6 Describe and discuss the aetiopathogenesis, mechanism of injury, clinical features, investigations and principles of management of fractures of distal radius	EN 4.8 Elicit document and present a correct history, demonstrate and describe the clinical features, choose the correct investigations and describe the principles of management of squamosal type of CSOM	OP 1.3 Demonstrate the steps in performing the visual acuity assessment for near

Date	Days	10AM TO 12 PM	04 Weeks Clinical Posting in Med, Surgery, OBG, Paedia, CM, ENT, & Ophthalmology (23 Days Posting + 1 Day Ward Leaving for each Batch in Rotation)							
			Medicine	Surgery	OBG	Paedia	Community Medicine	Ortho	E.N.T	Oph
11-Jun-22	Saturday	Clinical Posting	IM - 2.9 Distinguish and differentiate between stable and unstable angina and AMI based on the clinical presentation	SU 22.3 Demonstrate and document the correct clinical examination of thyroid swellings and discuss the differential diagnosis and their management	OG8.4 Describe and demonstrate clinical monitoring of maternal and fetal well-being	PE 29.10 Elicit, document and present the history related to Hematology PE 29.11 Identify external markers for hematological disorders e.g. Jaundice, Pallor, Petechiae, Purpura, Ecchymosis, Lymphadenopathy, bone tenderness, loss of weight, Mucosal and large joint bleed.	CM 2.1 to 2.4 Family presentation-2	OR2.7 Describe and discuss the aetiopathogenesis, mechanism of injury, clinical features, investigations and principles of management of pelvic injuries with emphasis on hemodynamic instability	EN 4.12 Elicit document and present a correct history demonstrate and describe the clinical features, choose the correct investigations and describe the principles of management of Hearing loss	OP 2.2 Demonstrate the symptoms and clinical signs of common lid conditions
12-Jun-22	Sunday	Sunday	Sunday							
13-Jun-22	Monday	Clinical Posting	IM- 2.10 Order, perform and interpret an ECG	SU 22.3 Case Presentation	OG9.3 Discuss the aetiology, clinical features, differential diagnosis of acute abdomen in early pregnancy (with a focus on ectopic pregnancy) and enumerate the principles of medical and surgical management.	PE 26.8 Analyze symptoms and interpret physical signs to make a provisional/ differential diagnosis PE 26. 9 Interpret Liver Function Tests, viral markers, Ultra sonogram report PE 26.13 Counsel and educate patients and their family appropriately on liver diseases	CM 2.1 to 2.4 Family presentation-3	OR2.8 Describe and discuss the aetiopathogenesis, mechanism of injury, clinical features, investigations and principles of management of spine injuries with emphasis on mobilisation of the patient	EN 4.1 Elicit document and present a correct history, demonstrate and describe the clinical features, choose the correct investigations and describe the principles of management of Otaglia EN 4.3 Elicit document and present a correct history, demonstrate and describe the clinical features, choose the correct investigations and describe the principles of management of ASOM	OP 2.2 Demonstrate the symptoms and clinical signs of common lid conditions
14-Jun-22	Tuesday	Clinical Posting	IM - 2.16 Discuss and describe the indications for acute thrombolysis, PTCA and CABG, IM -2.17 Discuss and describe the indications and methods of cardiac rehabilitation	SU 27.2 Describe the etiopathogenesis, clinical features, investigation and principles of treatment of occlusive arterial disease.	OG11.1 Elicit, document, present, discuss the clinical features; diagnosis and investigations, complications, principles of management of multiple pregnancies.	PE 28.16 Interpret blood tests relevant to upper respiratory problems PE 28.17 Interpret X-ray of the paranasal sinuses and mastoid; and /or use, written report in case of management. Interpret CXR in foreign body aspiration and lower respiratory tract infection, understand the significance of thymic shadow in pediatric chest X-rays	CM 6.2, 6.3, 6.4 Biostatistics-1	OR2.9 Describe and discuss the mechanism of injury, Clinical features, investigations and principle of management of acetabular fracture	EN 4.22 Elicit document and present a correct history demonstrate and describe the clinical features, choose the correct investigations and describe the principles of management of Nasal Obstruction	OP2.3 Demonstrate under supervision clinical procedures performed in the lid
15-Jun-22	Wednesday	Clinical Posting	IM - 2.19 Discuss and describe the pathogenesis, recognition and management of complications of acute coronary syndromes including arrhythmias, shock, LV dysfunction, papillary muscle Rupture and pericarditis	SU 27.2 Case Presentation	G12.3 Elicit, document, present and discuss the clinical, feature, investigations, criteria, adverse effects on the mother and foetus and the management during pregnancy and labor, and complications of diabetes in pregnancy	PE 29.12 Perform examination of the abdomen, demonstrate Organomegaly. PE 29.13 Analyze symptoms and interpret physical signs to make a provisional /differential diagnosis PE 29.14 Interpret CBC, LFT	CM 6.2, 6.3, 6.4 Biostatistics-2	OR2.4 Describe and discuss the mechanism of injury, clinical features, investigations and principles of management of fracture of shaft of humerus and intercondylar fracture humerus with emphasis on neurovascular deficit	EN 4.25 Elicit document and present a correct history, demonstrate and describe the clinical features, choose the correct investigations and describe the principles of management of type of Nasal Polyps	OP2.3 Demonstrate under supervision clinical procedures performed in the lid

Date	Days	10AM TO 12 PM	04 Weeks Clinical Posting in Med, Surgery, OBG, Paedia, CM, ENT, & Ophthalmology (23 Days Posting + 1 Day Ward Leaving for each Batch in Rotation)							
			Medicine	Surgery	OBG	Paedia	Community Medicine	Ortho	E.N.T	Oph
16-Jun-22	Thursday	Clinical Posting	IM - 3.4 Elicit document and present an appropriate history including the evolution, risk factors including immune status and occupational risk , IM - 3.5 Perform, document and demonstrate a physical examination including general examination and appropriate examination of the lungs that establishes the diagnosis, complications and severity of disease , IM 3.6 Generate document and present a differential diagnosis based on the clinical features, and prioritise the diagnosis based on the presentation	SU 27.6Describepathophysiology,clinical features,Investigations and principles of management of DVT and Varicose veins	OG12.8 Describe the mechanism, prophylaxis, fetal complications, diagnosis and management of isoimmunization in pregnancy.	PE 22.2 PE 23.7 Counsel a patient with Chronic illness Elicit appropriate history for a cardiac disease, analyze the symptoms PE 23.8 e.g. breathlessness, chest pain, tachycardia, feeding difficulty, failing to thrive, reduced urinary output, swelling, syncope, cyanotic spells, PE 23.9 Suck rest cycle, frontal swelling in infants. Identify external markers of a cardiac disease e.g. Cyanosis, Clubbing, dependent edema, dental caries, arthritis, erythema rash, chorea, subcutaneous nodules, Osler node, Janeway lesions and document Record pulse, blood pressure, temperature and respiratory rate and interpret as per the age PE 23.10 Perform independently examination of the cardiovascular system – look for peripheral pulses, palpation in the			EN 4.27 Elicit document and present a correct history, demonstrate and describe the clinical features, choose the correct investigations and describe the principles of management of type of Allergic Rhinitis EN 4.28 Elicit document and present a correct history, demonstrate and describe the clinical features, choose the correct investigations and describe the principles of management of type of Vasomotor Rhinitis	OP3.9 Demonstrate the correct technique of instillation of eye drops in a simulated environment
17-Jun-22	Friday	Clinical Posting	IM- 3.18 Communicate and counsel patient on family on the diagnosis and therapy of pneumonia , IM - 3.19 Discuss, describe, enumerate the indications and communicate to patients on pneumococcal and influenza vaccines	SU 27.6Case Presentation	OG12.2 Elicit, document, present and discuss the clinical, feature diagnosis, investigations, adverse effects on the mother and foetus and the management during pregnancy and labor, and complications of anemia in pregnancy.	PE 34.5 Able to elicit, document and present history of contact with tuberculosis in every patient encounter PE 34.6 Identify a BCG scar PE 34.7 Interpret a Mantoux Test PE 34.8 Interpret a chest radiograph	CM 6.2, 6.3, 6.4 Biostatistics-3		EN 4.30 Elicit document and present a correct history, demonstrate and describe the clinical features, choose the correct investigations and describe the principles of management of type of Epistaxis	OP3.2 Demonstrate , document and present the correct method of examination of a red eye
18-Jun-22	Saturday	Clinical Posting	IM - 4.7 Discuss and describe the pathophysiology and manifestations of the sepsis syndrome , IM - 4.12 Order and interpret diagnostic tests based on the differential K SH Y Bedside clinic, Skill Skill assessment Pathology, diagnosis including: CBC with differential, peripheral smear, urinary analysis with sediment, Chest X ray, blood and urine cultures, sputum gram stain and cultures, sputum AFB and cultures, CSF analysis, pleural and body fluid analysis, stool routine and culture and QBC	SU 27.8Demonstrate the correct examination of the lymphatic system	OG13.2 Elicit, document, present and discuss the clinical feature,diagnosis, investigations and management of preterm labor.	PE 29.18 Enumerate the referral criteria for Hematological conditions. PE 29.19 Counsel and educate patients about prevention and treatment of anemia.			EN 4.33 Elicit document and present a correct history demonstrate and describe the clinical features, choose the correct investigations and describe the principles of management of type of Acute & Chronic Sinusitis	OP3.2 Demonstrate , document and present the correct method of examination of a red eye
19-Jun-22	Sunday	Sunday	Sunday							
20-Jun-22	Monday	Clinical Posting	IM - 4.8 Discuss and describe the pathophysiology, aetiology and clinical manifestations of fever of unknown origin (FUO) including in a normal host, neutropenic host, nosocomial host and a host with HIV disease , IM - 4.21 Develop and present an appropriate diagnostic plan based on the clinical presentation, most likely diagnosis in a prioritised and cost effective manner	SU 27.8Case Presentation	OG13.2 Elicit, document, present and discuss the clinical feature, diagnosis, investigations and management of PROM.	PE 23.11 Develop a treatment plan and prescribe appropriate drugs including fluids in cardiac diseases, anti -failure drugs, and inotropic agents PE 23.12 Interpret a chest X ray and recognize Cardiomegaly	CM 10.4, 10.5 RCH-3		EN 4.26 Elicit document and present a correct history, demonstrate and describe the clinical features, choose the correct investigations and describe the principles of management of type of Adenoids	OP3.8 Demonstrate correct technique of removal of foreign body from the eye in a simulated environment

Date	Days	10AM TO 12 PM	04 Weeks Clinical Posting in Med, Surgery, OBG, Paedia, CM, ENT, & Ophthalmology (23 Days Posting + 1 Day Ward Leaving for each Batch in Rotation)							
			Medicine	Surgery	OBG	Paedia	Community Medicine	Ortho	E.N.T	Oph
21-Jun-22	Tuesday	Clinical Posting	IM- 4.10 Perform a systematic examination that establishes the diagnosis and severity of presentation that includes: general skin mucosal and lymph node examination, chest and abdominal examination (including examination of the liver and spleen) , IM - 4.11 Generate a differential diagnosis and prioritise based on clinical features that help distinguish between infective, inflammatory, malignant and rheumatologic causes	SU 28.2Demonstrate the correct technique to examine the patient with hernia and identify different types of hernias.	OG13.2 Elicit, document, present and discuss the clinical feature, diagnosis, investigations and management of postdated pregnancy.	PE 34.9 Interpret blood tests in the context of laboratory evidence for PE 34.10 tuberculosis Discuss the various samples for demonstrating the organism e.g. Gastric Aspirate, Sputum, CSF, FNAC	CM 10.5, 5.6 RCH-4	OR2.9 Describe and discuss the mechanism of injury, Clinical features, investigations and principle of management of acetabular fracture	EN 4.39 Elicit document and present a correct history, demonstrate and describe the clinical features, choose the correct investigations and describe the principles of management of type of Acute & Chronic Tonsillitis	OP3.9 Demonstrate the correct technique of instillation of eye drops in a simulated environment
22-Jun-22	Wednesday	Clinical Posting	IM - 4.23 Prescribe drugs for malaria based on the species identified, prevalence of drug resistance and national programs	SU 28.2Case Presentation	OG21.1 Describe and discuss the temporary and permanent methods of contraception, indications, technique and complications; selection of patients, side effects and failure rate including Ocs, male contraception, emergency contraception and IUCD.	PE 33.10 Recognize precocious and delayed Puberty and refer PE 33.9 Perform Sexual Maturity Rating (SMR) and interpret	CM 17.3,17.5 Visit to SC/PHC/CHC	OR2.16 Describe and discuss the mechanism of injury, clinical features, investigations and principles of management of open fracture	EN 4.38 Elicit document and present a correct history demonstrate and describe the clinical features, choose the correct investigations and describe the principles of management of type of dysphagia EN 4.42 Elicit, document and present a correct history, demonstrate and describe the clinical features, choose the correct investigations and describe the principles of management of hoarseness of voice	OP4.8 Demonstrate technique of removal of foreign body in the cornea in a simulated environment
23-Jun-22	Thursday	Clinical Posting	IM - 5.1 Describe and discuss the physiologic and biochemical basis of hyperbilirubinemia IM - 5.8 Describe and discuss the pathophysiology, clinical evolution and complications cholelithiasis and cholecystitis , IM 5.14 Outline a diagnostic approach to liver disease based on hyperbilirubinemia, liver function changes and hepatitis serology	Obstructive Jaundice	G35.9 Write a proper discharge summary with all relevant information. OG35.3 Recognize situations, which call for urgent or early treatment at secondary and tertiary centres and make a prompt referral of such patients after giving first aid or emergency treatment. OG35.10 Write a proper referral note to secondary or tertiary centres or to other physicians with all necessary details.	PE 23.13 Choose and Interpret blood reports in Cardiac illness PE 23.14 Interpret Pediatric ECG	CM 10.5 Vaccines-1	OR3.1 Describe and discuss the aetiopathogenesis, clinical features, investigations and principles of management of Bone and Joint infections a) Acute Osteomyelitis	EN 3.1 Observe and describe the indications for and steps involved in the performance of Otomicroscopic examination in a simulated environment.	OP6.6 Identify and demonstrate the clinical features and distinguish and diagnose common clinical conditions affecting the anterior chamber
24-Jun-22	Friday	Clinical Posting	IM - 5.13 Enumerate the indications for ultrasound and other imaging studies including MRCP and ERCP and describe the findings in liver disease	SU 28.12Describe the applied anatomy of biliary system. Describe the clinical features, investigations and principles of management of diseases of biliary system Obstructive Jaundice	OG24.1 Define, classify and discuss abnormal uterine bleeding, its aetiology, clinical features, investigations, diagnosis and management.	PE 28.15 Stratify risk in children with stridor using IMNCI guidelines	CM 10.5 Vaccines-2	OR3.1 Contd. b) Subacute osteomyelitis	EN 3.2 Observe and describe the indications for and steps involved in the performance of diagnostic nasal Endoscopy	OP7.3 Demonstrate the correct technique of ocular examination in a patient with cataract
25-Jun-22	Saturday	Clinical Posting	IM - 5.17 Enumerate the indications, precautions and	SU 28.12Case	OG29.1 Elicit, document, present	PE 10.4 Identify children with under	CM 10.5 Vaccines-3	c) Acute Suppurative arthritis	EN 3.3 Observe and describe	OP7.3 Demonstrate the correct technique of ocular examination in a

Date	Days	10AM TO 12 PM	04 Weeks Clinical Posting in Med, Surgery, OBG, Paedia, CM, ENT, & Ophthalmology (23 Days Posting + 1 Day Ward Leaving for each Batch in Rotation)							
			Medicine	Surgery	OBG	Paedia	Community Medicine	Ortho	E.N.T	Oph
26-Jun-22	Sunday	Sunday	Sunday							
27-Jun-22	Monday	Clinical Posting	IM - 6.4 Describe and discuss the pathogenesis, evolution and clinical features of common HIV related opportunistic infections , IM - 6.5 Describe and discuss the pathogenesis, evolution and clinical features of common HIV related malignancies, IM - 6.6	SU 29.10 Demonstrate a digital rectal examination of the prostate in a mannequino equivalent	OG10.2 Enumerate the indications and describe the appropriate use of blood and blood products, their complications and management.	PE 21.8 Elicit, document and present a history pertaining to diseases of the Genitourinary tract PE 21.9 Identify external markers for Kidney disease, like Failing to thrive, hypertension, pallor, Ichthyosis, anasarca PE21.10 Analyze symptom and interpret the physical findings and arrive at an appropriate provisional differential diagnosis PE 21.11 Perform and interpret the common analytes in a Urine examination PE 21.16 Counsel / educate a patient for referral appropriately	CM 7.4 Epidemiology-1	OR3, Contd. d) Septic arthritis	Students will observe Ear, nose, throat & head & neck surgeries in OT	OP7.3 Demonstrate the correct technique of ocular examination in a patient with cataract
28-Jun-22	Tuesday	Clinical Posting	IM - 6.11 Enumerate the indications and describe the findings for CT of the chest and brain and MRI , IM- 6.12 Enumerate the indications for and interpret the results of: pulse oximetry, ABG, Chest Radiograph	SU 29.10 Case Discussion (BPH)	OG9.2 Describe the steps and observe/ assist in the performance of an MTP evacuation.	PE 24.13 Interpret RFT and electrolyte report PE 24.14 Plan fluid management as per the WHO criteria	CM 7.4 Epidemiology-2	OR3, Contd. e) HIV infection	Students will observe Ear, nose, throat & head & neck surgeries in OT	OP7.5 To participate in the team for cataract surger
29-Jun-22	Wednesday	Clinical Posting	IM - 7.3 Classify cause of joint pain based on the pathophysiology , IM 7.14 Describe the appropriate diagnostic work up based on the presumed aetiology	SU 28.18Describe and demonstrate clinical examination of abdomen. Order relevant investigations. Describe and discuss appropriate treatment plan Case Discussion	OG37.4 Observe and assist in the performance of Dilatation & Curettage (D&C).	PE 32.2 Identify the clinical features of Down Syndrome PE 32.3 Interpret normal Karyotype and recognize Trisomy 21 PE 32.7 Identify the clinical features of Turner Syndrome	CM 7.6 Epidemiology-3	OR3.1 Contd. f) Skeletal Tuberculosis	Students will observe Ear, nose, throat & head & neck surgeries in OT	OP 9.1 Demonstrate the correct technique to examine extraocular movements
30-Jun-22	Thursday	Clinical Posting	Ward Leaving	Ward Leaving	Ward Leaving	Ward Leaving	Ward Leaving	Ward Leaving	Ward Leaving	Ward Leaving
1-Jul-22	Friday	Clinical Posting	Batch j IM- 1.10- Elicit document and present an appropriate history that will establish the diagnosis, cause and severity of heart failure including: presenting complaints, precipitating and exacerbating factors, risk factors exercise tolerance, changes in sleep patterns, features suggestive of infective endocarditis , IM- 1.16, Generate a differential diagnosis based on the clinical presentation and prioritise it based on the most likely diagnosis	Batch K SU 18.3Describe and demonstrate the clinical examination of surgical patient including swelling and order relevant investigation for diagnosis. Describe and discuss appropriate treatment plan.	L BATCH OG8.2 Elicit document and present an obstetric history including menstrual history, last menstrual period, previous obstetric history, comorbid conditions, past medical history and surgical history G35.5 Determine gestational age, EDD and obstetric formula.	Batch AB PE 7.5 Observe the correct technique of breastfeeding and distinguish right from wrong technique PE 7.7 Perform breast examination and Identify common problems during lactation such as retracted nipples, cracked nipples, breast engorgement, breast abscess PE 8.4 Elicit history on the Complementary Feeding habits	Batch CD CM 2.1 to 2.4 Briefing to family study/family allotment	Batch EF OR1.5 Describe and discuss the aetiopathogenesis, clinical features, investigations, and principles of management of dislocation of major joints, shoulder, knee, hip	Batch GH EN 2.1 Elicit document and present an appropriate history in a patient presenting with an ENT complaint	Batch I OP3.1 Elicit , document and present appropriate history in a patient with a red eye


Dr. Yashbir Dewan


Date	Days	10AM TO 12 PM	04 Weeks Clinical Posting in Med, Surgery, OBG, Paedia, CM, ENT, & Ophthalmology (23 Days Posting + 1 Day Ward Leaving for each Batch in Rotation)							
			Medicine	Surgery	OBG	Paedia	Community Medicine	Ortho	E.N.T	Oph
2-Jul-22	Saturday	Clinical Posting	IM- 1.18 Perform and interpret a 12 lead ECG	SU 18.3 Case Presentation	OG8.3 Describe, demonstrate, document and perform an obstetrical examination including a general and abdominal examination and clinical monitoring of maternal and fetal well-being; OG35.7 Obtain informed consent for any examination / procedure.	PE 1.7 Perform Developmental assessment and interpret PE3.3 Assessment of a child with developmental delay- elicit document and present history			EN 2.2 Demonstrate the correct use of a headlamp in the examination of the ear, nose and throat EN 2.3 Demonstrate the correct technique of examination of the ear including Otoscopy EN 4.4 Demonstrate the correct technique to hold visualize and assess the mobility of the tympanic membrane and its mobility and interpret and diagrammatically represent the findings.	Op3.1 Elicit , document and present appropriate history in a patient with a red eye
3-Jul-22	Sunday	Sunday	Sunday							
4-Jul-22	Monday	1st Term Oph, ENT, CM FMT	1st Term Oph, ENT, CM FMT							
5-Jul-22	Tuesday	1st Term Oph, ENT, CM FMT								
6-Jul-22	Wednesday	1st Term Oph, ENT, CM FMT								
7-Jul-22	Thursday	1st Term Oph, ENT, CM FMT								
8-Jul-22	Friday	1st Term Oph, ENT, CM FMT								
9-Jul-22	Saturday	1st Term Oph,								
10-Jul-22	Sunday	Id- UL-Juha								
11-Jul-22	Monday	1st Term Oph, ENT, CM FMT	1st Term Oph, ENT, CM FMT							
12-Jul-22	Tuesday	1st Term Oph, ENT, CM FMT								

Date	Days	10AM TO 12 PM	04 Weeks Clinical Posting in Med, Surgery, OBG, Paedia, CM, ENT, & Ophthalmology (23 Days Posting + 1 Day Ward Leaving for each Batch in Rotation)							
			Medicine	Surgery	OBG	Paedia	Community Medicine	Ortho	E.N.T	Oph
13-Jul-22	Wednesday	Clinical Posting	IM- 1.20 Determine the severity of valvular heart disease based on the clinical and laboratory and imaging features and determine the level of intervention required including surgery	SU 28.18 Describe and demonstrate clinical examination of abdomen. Order relevant investigations. Describe and discuss appropriate treatment plan	OG35.8 Write a complete case record with all necessary details.	PE 24.9 Elicit, document and present history pertaining to diarrheal diseases PE 24.10 Assess for signs of dehydration, document and present PE 24.11 Apply the IMNCI guidelines in risk stratification of children with diarrheal dehydration and refer	CM 2.1 to 2.4 Housing and dietary assessment-1	OR2.2 Describe and discuss the mechanism of Injury, clinical features, investigations and plan management of fractures of proximal humerus	EN2.5 Demonstrate the correct technique of examination of the nose & paranasal sinuses including the use of nasal speculum EN 2.6 Demonstrate the correct technique of examining the throat including the use of a tongue depressor EN 2.7 Demonstrate the correct technique of examination of neck including elicitation of laryngeal crepitus	OP3.1 Elicit , document and present appropriate history in a patient with a red eye
14-Jul-22	Thursday	Clinical Posting	IM- 1.21 Describe and discuss and identify the clinical features of acute and subacute endocarditis, echocardiographic findings, blood culture and sensitivity and therapy	SU 28.18 Case Discussion	G35.6 Demonstrate ethical behavior in all aspects of medical practice. OG35.4 Demonstrate interpersonal and communication skills befitting a physician in order to discuss illness and its outcome with patient and family.	PE6.9 Perform routine Adolescent Health checkup including eliciting history, performing examination including SMR (Sexual Maturity Rating), growth assessments (using Growth charts) and systemic exam including thyroid and Breast exam and the HEADSS screening PE6.8 Respecting patient privacy and maintaining confidentiality while dealing with adolescence P E 11.3 Assessment of a child with obesity with regard to eliciting history including physical activity, charting and dietary recall PE6.11 Visit to the Adolescent Clinic	CM 2.1 to 2.4 Individual health record and dietary assessment-2	OR2.3 Select, prescribe and communicate appropriate medications for relief of joint pain	EN 2.4 Demonstrate the correct technique of performance and interpret tuning fork tests.	AN41.1 Describe and demonstrate parts and layers of the eyeball
15-Jul-22	Friday	Clinical Posting	IM- 1.26 Develop document and present a management plan for patients with heart failure based on type of failure, underlying aetiology	SU 28.9 Demonstrate the correct technique of examination of a patient with disorders of the stomach. Abdominal Examination	OG36.1 Plan and institute a line of treatment, which is need based, cost effective and appropriate for common conditions taking into consideration (a) Patient (b) Disease (c) Socio-economic status (d) Institution/ Governmental guidelines.	PE 26.5 Elicit document and present the history related to diseases of Gastrointestinal system PE 26.6 PE 26.7 Identify external markers for GI and Liver disorders e.g. Jaundice, Pallor, Gynecomastia, Spider angioma, Palmar erythema, Icthyosis, Caput medusa, Clubbing, Failing to thrive, Vitamin A and D deficiency Perform examination of the abdomen, demonstrate organomegaly, ascites etc	CM 2.1 to 2.4 Individual health record and dietary assessment-3	OR2.4 Describe and discuss the mechanism of injury, clinical features, investigations and principles of management of fracture of shaft of humerus and intercondylar fracture humerus with emphasis on neurovascular deficit	EN 4.5 Elicit document and present a correct history, demonstrate and describe the clinical features, choose the correct investigations and describe the principles of management of OME EN 4.6 Elicit document and present a correct history, demonstrate and describe the clinical features, choose the correct investigations and describe the principles of management of Discharging ear.	PY10.17 Describe and discuss functional anatomy of the eye

Date	Days	10AM TO 12 PM	04 Weeks Clinical Posting in Med, Surgery, OBG, Paedia, CM, ENT, & Ophthalmology (23 Days Posting + 1 Day Ward Leaving for each Batch in Rotation)							
			Medicine	Surgery	OBG	Paedia	Community Medicine	Ortho	E.N.T	Oph
16-Jul-22	Saturday	Clinical Posting	IM- 1.28 Enumerate the causes of adult presentations of congenital heart disease and describe the distinguishing features between cyanotic and acyanotic heart disease	SU 25.5 Demonstrate the correct technique to palpate the breast for breast swelling in a mannequin equivalent	OG8.1 Enumerate, describe and discuss the objectives of antenatal care, assessment of period of gestation; screening for high-risk factors.	PE 28.9 Elicit, document and present age appropriate history of a child with upper respiratory problem including Stridor PE 28.13 Analyze the clinical symptoms and interpret physical findings and make a provisional / differential diagnosis in a child with ENT PE 28.14 symptoms Develop a treatment plan and document appropriately in a child with upper respiratory symptoms	CM 5.4 Calculation of Nutrients/Preparation of family presentation	OR2.5 Describe and discuss the aetiopathogenesis, clinical features, mechanism of injury, investigation & principles of management of fractures of both bones forearm and Galeazzi and Monteggia injury	EN 4.7 Elicit document and present a correct history demonstrate and describe the clinical features, choose the correct investigations and describe the principles of management of CSOM	OP 1.3 Demonstrate the steps in performing the visual acuity assessment for distance
17-Jul-22	Sunday	Sunday	Sunday							
18-Jul-22	Monday	Clinical Posting	IM- 1.29 Elicit document and present an appropriate history, demonstrate correctly general examination, relevant clinical findings and formulate document and present a management plan for an adult patient presenting with a common form of congenital heart disease	SU 25.5 Case Presentation	OG10.1, OG8.2 Define, classify and describe the aetiology, pathogenesis, clinical features, ultrasonography, differential diagnosis and management of antepartum haemorrhage in pregnancy	PE 29.10 Elicit, document and present the history related to Hematology PE 29.11 Identify external markers for hematological disorders e.g. Jaundice, Pallor, Petechiae, Purpura, Ecchymosis, Lymphadenopathy, bone tenderness, loss of weight, Mucosal and large joint bleed.	CM 2.1 to 2.4 Family presentation-1	OR2.6 Describe and discuss the aetiopathogenesis, mechanism of injury, clinical features, investigations and principles of management of fractures of distal radius	EN 4.8 Elicit document and present a correct history, demonstrate and describe the clinical features, choose the correct investigations and describe the principles of management of squamosal type of CSOM	OP 1.3 Demonstrate the steps in performing the visual acuity assessment for near
19-Jul-22	Tuesday	Clinical Posting	IM - 2.9 Distinguish and differentiate between stable and unstable angina and AMI based on the clinical presentation	SU 22.3 Demonstrate and document the correct clinical examination of thyroid swellings and discuss the differential diagnosis and their management	OG8.4 Describe and demonstrate clinical monitoring of maternal and fetal well-being	PE 26.8 Analyze symptoms and interpret physical signs to make a provisional/ differential diagnosis PE 26. 9 Interpret Liver Function Tests, viral markers, Ultra sonogram report PE 26.13 Counsel and educate patients and their family appropriately on liver diseases	CM 2.1 to 2.4 Family presentation-2	OR2.7 Describe and discuss the aetiopathogenesis, mechanism of injury, clinical features, investigations and principles of management of pelvic injuries with emphasis on hemodynamic instability	EN 4.12 Elicit document and present a correct history demonstrate and describe the clinical features, choose the correct investigations and describe the principles of management of Hearing loss	OP 2.2 Demonstrate the symptoms and clinical signs of common lid conditions
20-Jul-22	Wednesday	Clinical Posting	IM- 2.10 Order, perform and interpret an ECG	SU 22.3 Case Presentation	OG9.3 Discuss the aetiology, clinical features, differential diagnosis of acute abdomen in early pregnancy (with a focus on ectopic pregnancy) and enumerate the principles of medical and surgical management.	PE 28.16 Interpret blood tests relevant to upper respiratory problems PE 28.17 Interpret X-ray of the paranasal sinuses and mastoid; and /or use, written report in case of management. Interpret CXR in foreign body aspiration and lower respiratory tract infection, understand the significance of thymic shadow in pediatric chest X-rays	CM 2.1 to 2.4 Family presentation-3	OR2.8 Describe and discuss the aetiopathogenesis, mechanism of injury, clinical features, investigations and principles of management of spine injuries with emphasis on mobilisation of the patient	EN 4.1 Elicit document and present a correct history, demonstrate and describe the clinical features, choose the correct investigations and describe the principles of management of Otagia EN 4.3 Elicit document and present a correct history, demonstrate and describe the clinical features, choose the correct investigations and describe the principles of management of ASOM	OP 2.2 Demonstrate the symptoms and clinical signs of common lid conditions

Date	Days	10AM TO 12 PM	04 Weeks Clinical Posting in Med, Surgery, OBG, Paedia, CM, ENT, & Ophthalmology (23 Days Posting + 1 Day Ward Leaving for each Batch in Rotation)							
			Medicine	Surgery	OBG	Paedia	Community Medicine	Ortho	E.N.T	Oph
21-Jul-22	Thursday	Clinical Posting	IM - 2.16 Discuss and describe the indications for acute thrombolysis, PTCA and CABG, IM -2.17 Discuss and describe the indications and methods of cardiac rehabilitation	SU 27.2 Describe the etiopathogenesis, clinical features, investigation and principles of treatment of occlusive arterial disease.	OG11.1 Elicit, document, present, discuss the clinical features; diagnosis and investigations, complications, principles of management of multiple pregnancies.	PE 29.12 Perform examination of the abdomen, demonstrate Organomegaly. PE 29.13 Analyze symptoms and interpret physical signs to make a provisional /differential diagnosis PE 29.14 Interpret CBC, LFT	CM 6.2, 6.3, 6.4 Biostatistics-1	OR2.9 Describe and discuss the mechanism of injury, Clinical features, investigations and principle of management of acetabular fracture	EN 4.22 Elicit document and present a correct history demonstrate and describe the clinical features, choose the correct investigations and describe the principles of management of Nasal Obstruction	OP2.3 Demonstrate under supervision clinical procedures performed in the lid
22-Jul-22	Friday	Clinical Posting	IM - 2.19 Discuss and describe the pathogenesis, recognition and management of complications of acute coronary syndromes including arrhythmias, shock, LV dysfunction, papillary muscle Rupture and pericarditis	SU 27.2Case Presentation	G12.3 Elicit, document, present and discuss the clinical, feature, investigations, criteria, adverse effects on the mother and foetus and the management during pregnancy and labor, and complications of diabetes in pregnancy	PE 23.2 Counsel a patient with Chronic illness PE 23.7 Elicit appropriate history for a cardiac disease, analyze the symptoms PE 23.8 e.g. breathlessness, chest pain, tachycardia, feeding difficulty, failing to thrive, reduced urinary output, swelling, syncope, cyanotic spells, PE 23.9 Suck rest cycle, frontal swelling in infants. Identify external markers of a cardiac disease e.g. Cyanosis, Clubbing, dependent edema, dental caries, arthritis, erythema rash, chorea, subcutaneous nodules, Osler node, Janeway lesions and document Record pulse, blood pressure, temperature and respiratory rate and interpret as per the age PE 23.10 Perform independently examination of the cardiovascular system – look for peripheral pulses, auscultation in the	CM 6.2, 6.3, 6.4 Biostatistics-2	OR2.4 Describe and discuss the mechanism of injury, clinical features, investigations and principles of management of fracture of shaft of humerus and intercondylar fracture humerus with emphasis on neurovascular deficit	EN 4.25 Elicit document and present a correct history, demonstrate and describe the clinical features, choose the correct investigations and describe the principles of management of type of Nasal Polyps	OP2.3 Demonstrate under supervision clinical procedures performed in the lid
23-Jul-22	Saturday	Clinical Posting	IM - 3.4 Elicit document and present an appropriate history including the evolution, risk factors including immune status and occupational risk , IM - 3.5 Perform, document and demonstrate a physical examination including general examination and appropriate examination of the lungs that establishes the diagnosis, complications and severity of disease , IM 3.6 Generate document and present a differential diagnosis based on the clinical features, and prioritise the diagnosis based on the presentation	SU 27.6Describepathophysiology,clinical features,Investigations and principles of management of DVT and Varicose veins	OG12.8 Describe the mechanism, prophylaxis, fetal complications, diagnosis and management of isoimmunization in pregnancy.	PE 34.5 Able to elicit, document and present history of contact with tuberculosis in every patient encounter PE 34.6 Identify a BCG scar PE 34.7 Interpret a Mantoux Test PE 34.8 Interpret a chest radiograph	CM 6.2, 6.3, 6.4 Biostatistics-3	OR2.5 Describe and discuss the aetiopathogenesis, clinical features, mechanism of injury, investigation & principles of management of fractures of both bones forearm and Galeazzi and Monteggia injury	EN 4.27 Elicit document and present a correct history, demonstrate and describe the clinical features, choose the correct investigations and describe the principles of management of type of Allergic Rhinitis EN 4.28 Elicit document and present a correct history, demonstrate and describe the clinical features, choose the correct investigations and describe the principles of management of type of Vasomotor Rhinitis	OP3.9 Demonstrate the correct technique of instillation of eye drops in a simulated environment
24-Jul-22	Sunday	Sunday	Sunday							


Date	Days	10AM TO 12 PM	04 Weeks Clinical Posting in Med, Surgery, OBG, Paedia, CM, ENT, & Ophthalmology (23 Days Posting + 1 Day Ward Leaving for each Batch in Rotation)							
			Medicine	Surgery	OBG	Paedia	Community Medicine	Ortho	E.N.T	Oph
25-Jul-22	Monday	Clinical Posting	IM- 3.18 Communicate and counsel patient on family on the diagnosis and therapy of pneumonia , IM - 3.19 Discuss, describe, enumerate the indications and communicate to patients on pneumococcal and influenza vaccines	SU 27.6Case Presentation	OG12.2 Elicit, document, present and discuss the clinical, feature diagnosis, investigations, adverse effects on the mother and foetus and the management during pregnancy and labor, and complications of anemia in pregnancy.	PE 29.18 Enumerate the referral criteria for Hematological conditions. PE 29.19 Counsel and educate patients about prevention and treatment of anemia.	CM 10.6 RCH-1	OR2.6 Describe and discuss the aetiopathogenesis, mechanism of injury, clinical features, investigations and principles of management of fractures of distal radius	EN 4.30 Elicit document and present a correct history, demonstrate and describe the clinical features, choose the correct investigations and describe the principles of management of type of Epistaxis	OP3.2 Demonstrate , document and present the correct method of examination of a red eye
26-Jul-22	Tuesday	Clinical Posting	IM - 4.7 Discuss and describe the pathophysiology and manifestations of the sepsis syndrome , IM - 4.12 Order and interpret diagnostic tests based on the differential K SH Y Bedside clinic, Skill Skill assessment Pathology, diagnosis including: CBC with differential, peripheral smear, urinary analysis with sediment, Chest X ray, blood and urine cultures, sputum gram stain and cultures, sputum AFB and cultures, CSF analysis, pleural and body fluid analysis, stool routine and culture and QBC	SU 27.8Demonstrate the correct examination of the lymphatic system	OG13.2 Elicit, document, present and discuss the clinical feature,diagnosis, investigations and management of preterm labor.	PE 23.11 Develop a treatment plan and prescribe appropriate drugs including fluids in cardiac diseases, anti -failure drugs, and inotropic agents PE 23.12 Interpret a chest X ray and recognize Cardiomegaly	CM 10.6 RCH-2	OR2.7 Describe and discuss the aetiopathogenesis, mechanism of injury, clinical features, investigations and principles of management of pelvic injuries with emphasis on hemodynamic instability	EN 4.33 Elicit document and present a correct history demonstrate and describe the clinical features, choose the correct investigations and describe the principles of management of type of Acute & Chronic Sinusitis	OP3.2 Demonstrate , document and present the correct method of examination of a red eye
27-Jul-22	Wednesday	Clinical Posting	IM - 4.8 Discuss and describe the pathophysiology, aetiology and clinical manifestations of fever of unknown origin (FUO) including in a normal host, neutropenic host, nosocomial host and a host with HIV disease , IM - 4.21 Develop and present an appropriate diagnostic plan based on the clinical presentation, most likely diagnosis in a prioritised and cost effective manner	SU 27.8Case Presentation	OG13.2 Elicit, document, present and discuss the clinical feature, diagnosis, investigations and management of PROM.	PE 34.9 Interpret blood tests in the context of laboratory evidence for PE 34.10 tuberculosis Discuss the various samples for demonstrating the organism e.g. Gastric Aspirate, Sputum, CSF, FNAC	CM 10.4, 10.5 RCH-3	OR2.8 Describe and discuss the aetiopathogenesis, mechanism of injury, clinical features, investigations and principles of management of spine injuries with emphasis on mobilisation of the patient	EN 4.26 Elicit document and present a correct history, demonstrate and describe the clinical features, choose the correct investigations and describe the principles of management of type of Adenoids	OP3.8 Demonstrate correct technique of removal of foreign body from the eye in a simulated environment
28-Jul-22	Thursday	Clinical Posting	IM- 4.10 Perform a systematic examination that establishes the diagnosis and severity of presentation that includes: general skin mucosal and lymph node examination, chest and abdominal examination (including examination of the liver and spleen) , IM - 4.11 Generate a differential diagnosis and prioritise based on clinical features that help distinguish between infective, inflammatory, malignant and rheumatologic causes	SU 28.2Demonstrate the correct technique to examine the patient with hernia and identify different types of hernias.	OG13.2 Elicit, document, present and discuss the clinical feature, diagnosis, investigations and management of postdated pregnancy.	PE 33.10 Recognize precocious and delayed Puberty and refer PE 33.9 Perform Sexual Maturity Rating (SMR) and interpret	CM 10.5, 5.6 RCH-4	OR2.9 Describe and discuss the mechanism of injury, Clinical features, investigations and principle of management of acetabular fracture	EN 4.39 Elicit document and present a correct history, demonstrate and describe the clinical features, choose the correct investigations and describe the principles of management of type of Acute & Chronic Tonsillitis	OP3.9 Demonstrate the correct technique of instillation of eye drops in a simulated environment
29-Jul-22	Friday	Clinical Posting	IM - 4.23 Prescribe drugs for malaria based on the species identified, prevalence of drug resistance and national programs	SU 28.2Case Presentation	OG21.1 Describe and discuss the temporary and permanent methods of contraception, indications, technique and complications; selection of patients, side effects and failure rate including Ocs, male contraception, emergency contraception and IUCD.	PE 23.13 Choose and Interpret blood reports in Cardiac illness PE 23.14 Interpret Pediatric ECG	CM 17.3,17.5 Visit to SC/PHC/CHC CM 10.5 Vaccines-1	OR2.16 Describe and discuss the mechanism of injury, clinical features, investigations and principles of management of open fracture	EN 4.38 Elicit document and present a correct history demonstrate and describe the clinical features, choose the correct investigations and describe the principles of management of type of dysphagia EN 4.42 Elicit, document and present a correct history, demonstrate and describe the clinical features, choose the correct investigations and describe the principles of management of hoarseness of voice	OP4.8 Demonstrate technique of removal of foreign body in the cornea in a simulated environment
30-Jul-22	Saturday	Clinical Posting	IM - 5.1 Describe and discuss the physiologic and	Obstructive	G35.9 Write a proper discharge	PE 28.15 Stratify risk in children with	CM 10.5 Vaccines-1	features, investigations and principles of management of	EN 3.1 Observe and describe	OP6.6 Identify and demonstrate the clinical features and distinguish and


 Dr. Yashbir Dewan

Date	Days	10AM TO 12 PM	04 Weeks Clinical Posting in Med, Surgery, OBG, Paedia, CM, ENT, & Ophthalmology (23 Days Posting + 1 Day Ward Leaving for each Batch in Rotation)							
			Medicine	Surgery	OBG	Paedia	Community Medicine	Ortho	E.N.T	Oph
31-Jul-22	Sunday	Sunday	Sunday							
1-Aug-22	Monday	Clinical Posting	IM - 5.13 Enumerate the indications for ultrasound and other imaging studies including MRCP and ERCP and describe the findings in liver disease	SU 28.12Describe the applied anatomy of biliary system. Describe the clinical features, investigations and principles of management of diseases of biliary system Obstructive Jaundice	OG24.1 Define, classify and discuss abnormal uterine bleeding, its aetiology, clinical features, investigations, diagnosis and management.	PE 28.15 Stratify risk in children with stridor using IMNCI guidelines	CM 10.5 Vaccines-2	OR3.1 Contd. b) Subacute osteomyelitis	EN 3.2 Observe and describe the indications for and steps involved in the performance of diagnostic nasal Endoscopy	OP7.3 Demonstrate the correct technique of ocular examination in a patient with cataract
2-Aug-22	Tuesday	Clinical Posting	IM - 5.17 Enumerate the indications, precautions and counsel patients on vaccination for hepatitis , IM - 5.18 Enumerate the indications for hepatic transplantation	SU 28.12Case Discussion	OG29.1 Elicit, document, present and discuss the clinical feature, differential diagnosis; investigations; principles of management, complications of fibroid uterus.	PE 10.4 Identify children with under nutrition as per IMNCI criteria and plan PE 16.1 referral Explain the components of Integrated Management of Neonatal and Childhood Illnesses (IMNCI) guidelines and method of Risk PE 16.2 stratification Assess children <2 months using IMNCI guidelines	CM 10.5 Vaccines-3	OR3.1 Contd. c) Acute Suppurative arthritis	EN 3.3 Observe and describe the indications for and steps involved in the performance of Rigid/Flexible Laryngoscopy	OP7.3 Demonstrate the correct technique of ocular examination in a patient with cataract
3-Aug-22	Wednesday	Clinical Posting	IM - 6.4 Describe and discuss the pathogenesis, evolution and clinical features of common HIV related opportunistic infections , IM - 6.5 Describe and discuss the pathogenesis, evolution and clinical features of common HIV related malignancies, IM - 6.6	SU 29.10 Demonstrate a digital rectal examination of the prostate in a mannequin equivalent	OG10.2 Enumerate the indications and describe the appropriate use of blood and blood products, their complications and management.	PE 21.8 Elicit, document and present a history pertaining to diseases of the Genitourinary tract PE 21.9 Identify external markers for Kidney disease, like Failing to thrive, hypertension, pallor, Ichthyosis, anasarca PE21.10 Analyze symptom and interpret the physical findings and arrive at an appropriate provisional differential diagnosis PE 21.11 Perform and interpret the common analytes in a Urine examination PE 21.16 Counsel / educate a patient for referral appropriately	CM 7.4 Epidemiology-1	OR3. Contd. d) Septic arthritis	Students will observe Ear, nose, throat & head & neck surgeries in OT	OP7.3 Demonstrate the correct technique of ocular examination in a patient with cataract
4-Aug-22	Thursday	Clinical Posting	IM - 6.11 Enumerate the indications and describe the findings for CT of the chest and brain and MRI , IM- 6.12 Enumerate the indications for and interpret the results of: pulse oximetry, ABG, Chest Radiograph	SU 29.10 Case Discussion (BPH)	OG9.2 Describe the steps and observe/ assist in the performance of an MTP evacuation.	PE 24.13 Interpret RFT and electrolyte report PE 24.14 Plan fluid management as per the WHO criteria	CM 7.4 Epidemiology-2	OR3. Contd. e) HIV infection	Students will observe Ear, nose, throat & head & neck surgeries in OT	OP7.5 To participate in the team for cataract surgery


Date	Days	10AM TO 12 PM	04 Weeks Clinical Posting in Med, Surgery, OBG, Paedia, CM, ENT, & Ophthalmology (23 Days Posting + 1 Day Ward Leaving for each Batch in Rotation)							
			Medicine	Surgery	OBG	Paedia	Community Medicine	Ortho	E.N.T	Oph
5-Aug-22	Friday	Clinical Posting	IM- 7.3 Classify cause of joint pain based on the pathophysiology , IM 7.14 Describe the appropriate diagnostic work up based on the presumed aetiology	SU 28.18Describe and demonstrate clinical examination of abdomen. Order relevant investigations. Describe and discuss appropriate treatment plan Case Discussion	OG37.4 Observe and assist in the performance of Dilatation & Curettage (D&C).	PE 32.2 Identify the clinical features of Down Syndrome PE 32.3 Interpret normal Karyotype and recognize Trisomy 21 PE 32.7 Identify the clinical features of Turner Syndrome			Students will observe Ear, nose, throat & head & neck surgeries in OT	OP 9.1 Demonstrate the correct technique to examine extraocular movements
6-Aug-22	Saturday	Clinical Posting	Ward Leaving	Ward Leaving	Ward Leaving	Ward Leaving	CM 7.6 Epidemiology-3		Ward Leaving	Ward Leaving
7-Aug-22	Sunday	Sunday					Ward Leaving	OR3.1 Contd. f) Skeletal Tuberculosis	Ward Leaving	Ward Leaving
			Sunday							
8-Aug-22	Monday	Clinical Posting	BATCH K IM- 1.10- Elicit document and present an appropriate history that will establish the diagnosis, cause and severity of heart failure including: presenting complaints, precipitating and exacerbating factors, risk factors exercise tolerance, changes in sleep patterns, features suggestive of infective endocarditis , IM- 1.16, Generate a differential diagnosis based on the clinical presentation and prioritise it based on the most likely diagnosis	SU 18.3Describe and demonstrate the clinical examination of surgical patient including swelling and order relevant investigation for diagnosis. Describe and discuss appropriate treatment plan.	EF BATCH OG8.2 Elicit document and present an obstetric history including menstrual history, last menstrual period, previous obstetric history, comorbid conditions, past medical history and surgical history G35.5 Determine gestational age, EDD and obstetric formula.	Batch CD PE 7.5 Observe the correct technique of breastfeeding and distinguish right from wrong technique PE 7.7 Perform breast examination and Identify common problems during lactation such as retracted nipples, cracked nipples, breast engorgement, breast abscess PE 8.4 Elicit history on the Complementary Feeding habits	Batch EF CM 2.1 to 2.4 Briefing to family study/family allotment	Batch GH OR1.5 Describe and discuss the aetiopathogenesis, clinical features, investigations, and principles of management of dislocation of major joints, shoulder, knee, hip	EN 2.1 Elicit document and present an appropriate history in a patient presenting with an ENT complaint	Batch J OP3.1 Elicit , document and present appropriate history in a patient with a red eye
9-Aug-22	Tuesday	Clinical Posting	IM- 1.18 Perform and interpret a 12 lead ECG	SU 18.3 Case Presentation	OG8.3 Describe, demonstrate, document and perform an obstetrical examination including a general and abdominal examination and clinical monitoring of maternal and fetal well-being; OG35.7 Obtain informed consent for any examination / procedure.	PE 1.7 Perform Developmental assessment and interpret PE3.3 Assessment of a child with developmental delay- elicit document and present history	CM 2.1 to 2.4 Socio-economic status and Immunization	OR2.1 Describe and discuss the mechanism of Injury, clinical features, investigations and plan management of fracture of clavicle	EN 2.2 Demonstrate the correct use of a headlamp in the examination of the ear, nose and throat EN 2.3 Demonstrate the correct technique of examination of the ear including Otoscopy EN 4.4 Demonstrate the correct technique to hold visualize and assess the mobility of the tympanic membrane and its mobility and interpret and diagrammatically represent the findings.	Op3.1 Elicit , document and present appropriate history in a patient with a red eye

Date	Days	10AM TO 12 PM	04 Weeks Clinical Posting in Med, Surgery, OBG, Paedia, CM, ENT, & Ophthalmology (23 Days Posting + 1 Day Ward Leaving for each Batch in Rotation)							
			Medicine	Surgery	OBG	Paedia	Community Medicine	Ortho	E.N.T	Oph
10-Aug-22	Wednesday	Clinical Posting	IM- 1.20 Determine the severity of valvular heart disease based on the clinical and laboratory and imaging features and determine the level of intervention required including surgery	SU 28.18 Describe and demonstrate clinical examination of abdomen. Order relevant investigations. Describe and discuss appropriate treatment plan	OG35.8 Write a complete case record with all necessary details.	PE 2.2 Assessment of a child with failure to thrive including eliciting an appropriate history and examination PE2.5 Assessment of a child with short stature: Elicit history; perform examination, document and present.	CM 2.1 to 2.4 Housing and dietary assessment-1	OR2.2 Describe and discuss the mechanism of Injury, clinical features, investigations and plan management of fractures of proximal humerus	EN2.5 Demonstrate the correct technique of examination of the nose & paranasal sinuses including the use of nasal speculum EN 2.6 Demonstrate the correct technique of examining the throat including the use of a tongue depressor EN 2.7 Demonstrate the correct technique of examination of neck including elicitation of laryngeal crentitis	OP3.1 Elicit , document and present appropriate history in a patient with a red eye
11-Aug-22	Thursday	Raksha Bandhan	Raksha Bandhan							
12-Aug-22	Friday	Clinical Posting	IM- 1.21 Describe and discuss and identify the clinical features of acute and subacute endocarditis, echocardiographic findings, blood culture and sensitivity and therapy	SU 28.18 Case Discussion	G35.6 Demonstrate ethical behavior in all aspects of medical practice. OG35.4 Demonstrate interpersonal and communication skills befitting a physician in order to discuss illness and its outcome with patient and family.	PE 24.9 Elicit, document and present history pertaining to diarrheal diseases PE 24.10 Assess for signs of dehydration, document and present PE 24.11 Apply the IMNCI guidelines in risk stratification of children with diarrheal dehydration and refer	CM 2.1 to 2.4 Individual health record and dietary assessment-2	OR2.3 Select, prescribe and communicate appropriate medications for relief of joint pain	EN 2.4 Demonstrate the correct technique of performance and interpret tuning fork tests.	AN41.1 Describe and demonstrate parts and layers of the eyeball
13-Aug-22	Saturday	Clinical Posting	IM - 1.26 Develop document and present a management plan for patients with heart failure based on type of failure, underlying aetiology	SU 28.9 Demonstrate the correct technique of examination of a patient with disorders of the stomach. Abdominal Examination	OG36.1 Plan and institute a line of treatment, which is need based, cost effective and appropriate for common conditions taking into consideration (a) Patient (b) Disease (c) Socio-economic status (d) Institution/ Governmental guidelines.	PE6.9 Perform routine Adolescent Health checkup including eliciting history, performing examination including SMR (Sexual Maturity Rating), growth assessments (using Growth charts) and systemic exam including thyroid and Breast exam and the HEADSS screening PE6.8 Respecting patient privacy and maintaining confidentiality while dealing with adolescence P E 11.3 Assessment of a child with obesity with regard to eliciting history including physical activity, charting and dietary recall PE6.11 Visit to the Adolescent Clinic	CM 2.1 to 2.4 Individual health record and dietary assessment-3	OR2.4 Describe and discuss the mechanism of injury, clinical features, investigations and principles of management of fracture of shaft of humerus and intercondylar fracture humerus with emphasis on neurovascular deficit	EN 4.5 Elicit document and present a correct history, demonstrate and describe the clinical features, choose the correct investigations and describe the principles of management of OME EN 4.6 Elicit document and present a correct history, demonstrate and describe the clinical features, choose the correct investigations and describe the principles of management of Discharging ear.	PY 10.17 Describe and discuss functional anatomy of the eye
14-Aug-22	Sunday	Sunday	Sunday							
15-Aug-22	Monday	Independence Day								



Dr. Yashbir Dewan

Date	Days	10AM TO 12 PM	04 Weeks Clinical Posting in Med, Surgery, OBG, Paedia, CM, ENT, & Ophthalmology (23 Days Posting + 1 Day Ward Leaving for each Batch in Rotation)							
			Medicine	Surgery	OBG	Paedia	Community Medicine	Ortho	E.N.T	Oph
16-Aug-22	Tuesday	Clinical Posting	IM- 1.28 Enumerate the causes of adult presentations of congenital heart disease and describe the distinguishing features between cyanotic and acyanotic heart disease	SU 25.5 Demonstrate the correct technique to palpate the breast for breast swelling in a mannequin equivalent	OG8.1 Enumerate, describe and discuss the objectives of antenatal care, assessment of period of gestation; screening for high-risk factors.	PE 26.5 Elicit document and present the history related to diseases of Gastrointestinal system PE 26.6 PE 26.7 Identify external markers for GI and Liver disorders e.g. Jaundice, Pallor, Gynecomastia, Spider angioma, Palmar erythema, Ichthyosis, Caput medusa, Clubbing, Failing to thrive, Vitamin A and D deficiency Perform examination of the abdomen, demonstrate organomegaly, ascites etc	CM 5.4 Calculation of Nutrients/Preparation of family presentation	OR2.5 Describe and discuss the aetiopathogenesis, clinical features, mechanism of injury, investigation & principles of management of fractures of both bones forearm and Galeazzi and Monteggia injury	EN 4.7 Elicit document and present a correct history demonstrate and describe the clinical features, choose the correct investigations and describe the principles of management of CSOM	OP 1.3 Demonstrate the steps in performing the visual acuity assessment for distance
17-Aug-22	Wednesday	Clinical Posting	IM- 1.29 Elicit document and present an appropriate history, demonstrate correctly general examination, relevant clinical findings and formulate document and present a management plan for an adult patient presenting with a common form of congenital heart disease	SU 25.5 Case Presentation	OG10.1, OG8.2 Define, classify and describe the aetiology, pathogenesis, clinical features, ultrasonography, differential diagnosis and management of antepartum haemorrhage in pregnancy	PE 28.9 Elicit, document and present age appropriate history of a child with upper respiratory problem including Stridor PE 28.13 Analyze the clinical symptoms and interpret physical findings and make a provisional / differential diagnosis in a child with ENT PE 28.14 symptoms Develop a treatment plan and document appropriately in a child with upper respiratory symptoms	CM 2.1 to 2.4 Family presentation-1	OR2.6 Describe and discuss the aetiopathogenesis, mechanism of injury, clinical features, investigations and principles of management of fractures of distal radius	EN 4.8 Elicit document and present a correct history, demonstrate and describe the clinical features, choose the correct investigations and describe the principles of management of squamosal type of CSOM	OP 1.3 Demonstrate the steps in performing the visual acuity assessment for near
18-Aug-22	Thursday	Clinical Posting	IM - 2.9 Distinguish and differentiate between stable and unstable angina and AMI based on the clinical presentation	SU 22.3 Demonstrate and document the correct clinical examination of thyroid swellings and discuss the differential diagnosis and their management	OG8.4 Describe and demonstrate clinical monitoring of maternal and fetal well-being	PE 29.10 Elicit, document and present the history related to Hematology PE 29.11 Identify external markers for hematological disorders e.g. Jaundice, Pallor, Petechiae, Purpura, Ecchymosis, Lymphadenopathy, bone tenderness, loss of weight, Mucosal and large joint bleed.	CM 2.1 to 2.4 Family presentation-2	OR2.7 Describe and discuss the aetiopathogenesis, mechanism of injury, clinical features, investigations and principles of management of pelvic injuries with emphasis on hemodynamic instability	EN 4.12 Elicit document and present a correct history demonstrate and describe the clinical features, choose the correct investigations and describe the principles of management of Hearing loss	OP 2.2 Demonstrate the symptoms and clinical signs of common lid conditions
19-Aug-22	Friday	Janmashtami								
20-Aug-22	Saturday	Clinical Posting	IM- 2.10 Order, perform and interpret an ECG	SU 22.3 Case	OG9.3 Discuss the aetiology,	PE 26.8	CM 2.1 to 2.4 Family presentation-3	mechanism of injury, clinical features, investigations and	EN 4.1 Elicit document and	OP 2.2 Demonstrate the symptoms and clinical signs of common lid
21-Aug-22	Sunday	Sunday								

Date	Days	10AM TO 12 PM	04 Weeks Clinical Posting in Med, Surgery, OBG, Paedia, CM, ENT, & Ophthalmology (23 Days Posting + 1 Day Ward Leaving for each Batch in Rotation)							
			Medicine	Surgery	OBG	Paedia	Community Medicine	Ortho	E.N.T	Oph
25-Aug-22	Thursday	Clinical Posting	IM- 3.18 Communicate and counsel patient on family on the diagnosis and therapy of pneumonia , IM - 3.19 Discuss, describe, enumerate the indications and communicate to patients on pneumococcal and influenza vaccines	SU 27.6Case Presentation	OG12.2 Elicit, document, present and discuss the clinical, feature diagnosis, investigations, adverse effects on the mother and foetus and the management during pregnancy and labor, and complications of anemia in pregnancy.	PE 34.5 Able to elicit, document and present history of contact with tuberculosis in every patient encounter PE 34.6 Identify a BCG scar PE 34.7 Interpret a Mantoux Test PE 34.8 Interpret a chest radiograph		OR2.6 Describe and discuss the aetiopathogenesis, mechanism of injury, clinical features, investigations and principles of management of fractures of distal radius	EN 4.30 Elicit document and present a correct history, demonstrate and describe the clinical features, choose the correct investigations and describe the principles of management of type of Epistaxis	OP3.2 Demonstrate , document and present the correct method of examination of a red eye
26-Aug-22	Friday	Clinical Posting	IM - 4.7 Discuss and describe the pathophysiology and manifestations of the sepsis syndrome , IM - 4.12 Order and interpret diagnostic tests based on the differential K SH Y Bedside clinic, Skill Skill assessment Pathology, diagnosis including: CBC with differential, peripheral smear, urinary analysis with sediment, Chest X ray, blood and urine cultures, sputum gram stain and cultures, sputum AFB and cultures, CSF analysis, pleural and body fluid analysis, stool routine and culture and QBC	SU 27.8Demonstrate the correct examination of the lymphatic system	OG13.2 Elicit, document, present and discuss the clinical feature,diagnosis, investigations and management of preterm labor.	PE 29.18 Enumerate the referral criteria for Hematological conditions. PE 29.19 Counsel and educate patients about prevention and treatment of anemia.		OR2.7 Describe and discuss the aetiopathogenesis, mechanism of injury, clinical features, investigations and principles of management of pelvic injuries with emphasis on hemodynamic instability	EN 4.33 Elicit document and present a correct history demonstrate and describe the clinical features, choose the correct investigations and describe the principles of management of type of Acute & Chronic Sinusitis	OP3.2 Demonstrate , document and present the correct method of examination of a red eye
27-Aug-22	Saturday	Clinical Posting	IM - 4.8 Discuss and describe the pathophysiology, aetiology and clinical manifestations of fever of unknown origin (FUO) including in a normal host, neutropenic host, nosocomial host and a host with HIV disease , IM - 4.21 Develop and present an appropriate diagnostic plan based on the clinical presentation, most likely diagnosis in a prioritised and cost effective manner	SU 27.8Case Presentation	OG13.2 Elicit, document, present and discuss the clinical feature, diagnosis, investigations and management of PROM.	PE 23.11 Develop a treatment plan and prescribe appropriate drugs including fluids in cardiac diseases, anti -failure drugs, and inotropic agents PE 23.12 Interpret a chest X ray and recognize Cardiomegaly		OR2.8 Describe and discuss the aetiopathogenesis, mechanism of injury, clinical features, investigations and principles of management of spine injuries with emphasis on mobilisation of the patient	EN 4.26 Elicit document and present a correct history, demonstrate and describe the clinical features, choose the correct investigations and describe the principles of management of type of Adenoids	OP3.8 Demonstrate correct technique of removal of foreign body from the eye in a simulated environment
28-Aug-22	Sunday	Sunday	Sunday							
29-Aug-22	Monday	Clinical Posting	IM- 4.10 Perform a systematic examination that establishes the diagnosis and severity of presentation that includes: general skin mucosal and lymph node examination, chest and abdominal examination (including examination of the liver and spleen) , IM - 4.11 Generate a differential diagnosis and prioritise based on clinical features that help distinguish between infective, inflammatory, malignant and rheumatologic causes	SU 28.2Demonstrate the correct technique to examine the patient with hernia and identify different types of hernias.	OG13.2 Elicit, document, present and discuss the clinical feature, diagnosis, investigations and management of postdated pregnancy.	PE 34.9 Interpret blood tests in the context of laboratory evidence for PE 34.10 tuberculosis Discuss the various samples for demonstrating the organism e.g. Gastric Aspirate, Sputum, CSF, FNAC		OR2.9 Describe and discuss the mechanism of injury, Clinical features, investigations and principle of management of acetabular fracture	EN 4.39 Elicit document and present a correct history, demonstrate and describe the clinical features, choose the correct investigations and describe the principles of management of type of Acute & Chronic Tonsillitis	OP3.9 Demonstrate the correct technique of instillation of eye drops in a simulated environment
30-Aug-22	Tuesday	Clinical Posting	IM - 4.23 Prescribe drugs for malaria based on the species identified, prevalence of drug resistance and national programs	SU 28.2Case Presentation	OG21.1 Describe and discuss the temporary and permanent methods of contraception, indications, technique and complications; selection of patients, side effects and failure rate including Ocs, male contraception, emergency contraception and IUCD.	PE 33.10 Recognize precocious and delayed Puberty and refer PE 33.9 Perform Sexual Maturity Rating (SMR) and interpret		OR2.16 Describe and discuss the mechanism of injury, clinical features, investigations and principles of management of open fracture	EN 4.38 Elicit document and present a correct history demonstrate and describe the clinical features, choose the correct investigations and describe the principles of management of type of dysphagia EN 4.42 Elicit, document and present a correct history, demonstrate and describe the clinical features, choose the correct investigations and describe the principles of management of hoarseness of voice	OP4.8 Demonstrate technique of removal of foreign body in the cornea in a simulated environment


Dr. Yashbir Dewan

Date	Days	10AM TO 12 PM	04 Weeks Clinical Posting in Med, Surgery, OBG, Paedia, CM, ENT, & Ophthalmology (23 Days Posting + 1 Day Ward Leaving for each Batch in Rotation)							
			Medicine	Surgery	OBG	Paedia	Community Medicine	Ortho	E.N.T	Oph
31-Aug-22	Wednesday	Clinical Posting	IM - 5.1 Describe and discuss the physiologic and biochemical basis of hyperbilirubinemia IM - 5.8 Describe and discuss the pathophysiology, clinical evolution and complications cholelithiasis and cholecystitis , IM 5.14 Outline a diagnostic approach to liver disease based on hyperbilirubinemia, liver function changes and hepatitis serology	Obstructive Jaundice	G35.9 Write a proper discharge summary with all relevant information. OG35.3 Recognize situations, which call for urgent or early treatment at secondary and tertiary centres and make a prompt referral of such patients after giving first aid or emergency treatment. OG35.10 Write a proper referral note to secondary or tertiary centres or to other physicians with all necessary details.	PE 23.13 Choose and Interpret blood reports in Cardiac illness PE 23.14 Interpret Pediatric ECG	CM 10.5 Vaccines-1	OR3.1 Describe and discuss the aetiopathogenesis, clinical features, investigations and principles of management of Bone and Joint infections a) Acute Osteomyelitis	EN 3.1 Observe and describe the indications for and steps involved in the performance of Otomicroscopic examination in a simulated environment.	OP6.6 Identify and demonstrate the clinical features and distinguish and diagnose common clinical conditions affecting the anterior chamber
1-Sep-22	Thursday	Clinical Posting	IM - 5.13 Enumerate the indications for ultrasound and other imaging studies including MRCP and ERCP and describe the findings in liver disease	SU 28.12Describe the applied anatomy of biliary system. Describe the clinical features, investigations and principles of management of diseases of biliary system Obstructive Jaundice	OG24.1 Define, classify and discuss abnormal uterine bleeding, its aetiology, clinical features, investigations, diagnosis and management.	PE 28.15 Stratify risk in children with stridor using IMNCI guidelines	CM 10.5 Vaccines-2	OR3.1 Contd. b) Subacute osteomyelitis	EN 3.2 Observe and describe the indications for and steps involved in the performance of diagnostic nasal Endoscopy	OP7.3 Demonstrate the correct technique of ocular examination in a patient with cataract
2-Sep-22	Friday	Clinical Posting	IM - 5.17 Enumerate the indications, precautions and counsel patients on vaccination for hepatitis , IM - 5.18 Enumerate the indications for hepatic transplantation	SU 28.12Case Discussion	OG29.1 Elicit, document, present and discuss the clinical feature, differential diagnosis; investigations; principles of management, complications of fibroid uterus.	P E 10.4 Identify children with under nutrition as per IMNCI criteria and plan PE 16.1 referral Explain the components of Integrated Management of Neonatal and Childhood Illnesses (IMNCI) guidelines and method of Risk PE 16.2 stratification Assess children <2 months using IMNCI guidelines	CM 10.5 Vaccines-3	OR3.1 Contd. c) Acute Suppurative arthritis	EN 3.3 Observe and describe the indications for and steps involved in the performance of Rigid/Flexible Laryngoscopy	OP7.3 Demonstrate the correct technique of ocular examination in a patient with cataract


Dr. Yashbir Dewan

Date	Days	10AM TO 12 PM	04 Weeks Clinical Posting in Med, Surgery, OBG, Paedia, CM, ENT, & Ophthalmology (23 Days Posting + 1 Day Ward Leaving for each Batch in Rotation)							
			Medicine	Surgery	OBG	Paedia	Community Medicine	Ortho	E.N.T	Oph
3-Sep-22	Saturday	Clinical Posting	IM - 6.4 Describe and discuss the pathogenesis, evolution and clinical features of common HIV related opportunistic infections , IM - 6.5 Describe and discuss the pathogenesis, evolution and clinical features of common HIV related malignancies, IM - 6. 6	SU 29.10 Demonstrate a digital rectal examination of the prostate in a mannequino equivalent	OG10.2 Enumerate the indications and describe the appropriate use of blood and blood products, their complications and management.	PE 21.8 Elicit, document and present a history pertaining to diseases of the Genitourinary tract PE 21.9 Identify external markers for Kidney disease, like Failing to thrive, hypertension, pallor, Ichthyosis, anasarca PE21.10 Analyze symptom and interpret the physical findings and arrive at an appropriate provisional differential diagnosis PE 21.11 Perform and interpret the common analytes in a Urine examination PE 21.16 Counsel / educate a patient for referral appropriately	CM 7.4 Epidemiology-1	OR3. Contd. d) Septic arthritis	Students will observe Ear, nose, throat & head & neck surgeries in OT	OP7.3 Demonstrate the correct technique of ocular examination in a patient with cataract
4-Sep-22	Sunday	Sunday	Sunday							
5-Sep-22	Monday	Clinical Posting	IM - 6.11 Enumerate the indications and describe the findings for CT of the chest and brain and MRI , IM- 6.12 Enumerate the indications for and interpret the results of: pulse oximetry, ABG, Chest Radiograph	SU 29.10 Case Discussion (BPH)	OG9.2 Describe the steps and observe/ assist in the performance of an MTP evacuation.	PE 24.13 Interpret RFT and electrolyte report PE 24.14 Plan fluid management as per the WHO criteria	CM 7.4 Epidemiology-2	OR3. Contd. e) HIV infection	Students will observe Ear, nose, throat & head & neck surgeries in OT	OP7.5 To participate in the team for cataract surgeon
6-Sep-22	Tuesday	Clinical Posting	IM - 7.3 Classify cause of joint pain based on the pathophysiology , IM 7.14 Describe the appropriate diagnostic work up based on the presumed aetiology	SU 28.18Describe and demonstrate clinical examination of abdomen. Order relevant investigations. Describe and discuss appropriate treatment plan Case Discussion	OG37.4 Observe and assist in the performance of Dilatation & Curettage (D&C).	PE 32.2 Identify the clinical features of Down Syndrome PE 32.3 Interpret normal Karyotype and recognize Trisomy 21 PE 32.7 Identify the clinical features of Turner Syndrome	CM 7.6 Epidemiology-3	OR3.1 Contd. f) Skeletal Tuberculosis	Students will observe Ear, nose, throat & head & neck surgeries in OT	OP 9.1 Demonstrate the correct technique to examine extraocular movements
7-Sep-22	Wednesday	Clinical Posting	Ward Leaving	Ward Leaving	Ward Leaving	Ward Leaving	Ward Leaving	Ward Leaving	Ward Leaving	Ward Leaving
8-Sep-22	Thursday	Clinical Posting	IM- 1.10- Elicit document and present an appropriate history that will establish the diagnosis, cause and severity of heart failure including: presenting complaints, precipitating and exacerbating factors, risk factors exercise tolerance, changes in sleep patterns, features suggestive of infective endocarditis , IM- 1.16, Generate a differential diagnosis based on the clinical presentation and prioritise it based on the most likely diagnosis	SU 18.3Describe and demonstrate the clinical examination of surgical patient including swelling and order relevant investigation for diagnosis. Describe and discuss appropriate treatment plan.	CD BATCH OG8.2 Elicit document and present an obstetric history including menstrual history, last menstrual period, previous obstetric history, comorbid conditions, past medical history and surgical history G35.5 Determine gestational age, EDD and obstetric formula.	PE 7.5 Observe the correct technique of breastfeeding and distinguish right from wrong technique PE 7.7 Perform breast examination and Identify common problems during lactation such as retracted nipples, cracked nipples, breast engorgement, breast abscess PE 8.4 Elicit history on the Complementary Feeding habits	BatCH GH CM 2.1 to 2.4 Briefing to family study/family allotment	Batch I OR1.5 Describe and discuss the aetiopathogenesis, clinical features, investigations, and principles of management of dislocation of major joints, shoulder, knee, hip	Batch J EN 2.1 Elicit document and present an appropriate history in a patient presenting with an ENT complaint	Batch AB OP3.1 Elicit , document and present appropriate history in a patient with a red eye

Date	Days	10AM TO 12 PM	04 Weeks Clinical Posting in Med, Surgery, OBG, Paedia, CM, ENT, & Ophthalmology (23 Days Posting + 1 Day Ward Leaving for each Batch in Rotation)							
			Medicine	Surgery	OBG	Paedia	Community Medicine	Ortho	E.N.T	Oph
9-Sep-22	Friday	Clinical Posting	IM- 1.18 Perform and interpret a 12 lead ECG	SU 18.3 Case Presentation	OG8.3 Describe, demonstrate, document and perform an obstretical examination including a general and abdominal examination and clinical monitoring of maternal and fetal well-being; OG35.7 Obtain informed consent for any examination / procedure.	PE 1.7 Perform Developmental assessment and interpret PE3.3 Assessment of a child with developmental delay- elicit document and present history			EN 2.2 Demonstrate the correct use of a headlamp in the examination of the ear, nose and throat EN 2.3 Demonstrate the correct technique of examination of the ear including Otoscopy EN 4.4 Demonstrate the correct technique to hold visualize and assess the mobility of the tympanic membrane and its mobility and interpret and diagrammatically represent the findings.	Op3.1 Elicit , document and present appropriate history in a patient with a red eye
10-Sep-22	Saturday	Clinical Posting	IM - 1.20 Determine the severity of valvular heart disease based on the clinical and laboratory and imaging features and determine the level of intervention required including surgery	SU 28.18 Describe and demonstrate clinical examination of abdomen. Order relevant investigations. Describe and discuss appropriate treatment plan	OG35.8 Write a complete case record with all necessary details.	PE 2.2 Assessment of a child with failure to thrive including eliciting an appropriate history and examination PE2.5 Assessment of a child with short stature: Elicit history; perform examination, document and present.			EN2.5 Demonstrate the correct technique of examination of the nose & paranasal sinuses including the use of nasal speculum EN 2.6 Demonstrate the correct technique of examining the throat including the use of a tongue depressor EN 2.7 Demonstrate the correct technique of examination of neck including elicitation of laryngeal crenitus	OP3.1 Elicit , document and present appropriate history in a patient with a red eye
11-Sep-22	Sunday	Sunday	Sunday							
12-Sep-22	Monday	Clinical Posting	IM- 1.21 Describe and discuss and identify the clinical features of acute and subacute endocarditis, echocardiographic findings, blood culture and sensitivity and therapy	SU 28.18 Case Discussion	G35.6 Demonstrate ethical behavior in all aspects of medical practice. OG35.4 Demonstrate interpersonal and communication skills befitting a physician in order to discuss illness and its outcome with patient and family.	PE 24.9 Elicit, document and present history pertaining to diarrheal diseases PE 24.10 Assess for signs of dehydration, document and present PE 24.11 Apply the IMNCl guidelines in risk stratification of children with diarrheal dehydration and refer			EN 2.4 Demonstrate the correct technique of performance and interpret tuning fork tests.	AN41.1 Describe and demonstrate parts and layers of the eyeball

Date	Days	10AM TO 12 PM	04 Weeks Clinical Posting in Med, Surgery, OBG, Paedia, CM, ENT, & Ophthalmology (23 Days Posting + 1 Day Ward Leaving for each Batch in Rotation)							
			Medicine	Surgery	OBG	Paedia	Community Medicine	Ortho	E.N.T	Oph
13-Sep-22	Tuesday	Clinical Posting	IM- 1.26 Develop document and present a management plan for patients with heart failure based on type of failure, underlying aetiology	SU 28.9 Demonstrate the correct technique of examination of a patient with disorders of the stomach. Abdominal Examination	OG36.1 Plan and institute a line of treatment, which is need based, cost effective and appropriate for common conditions taking into consideration (a) Patient (b) Disease (c) Socio-economic status (d) Institution/ Governmental guidelines.	PE6.9 Perform routine Adolescent Health checkup including eliciting history, performing examination including SMR (Sexual Maturity Rating), growth assessments (using Growth charts) and systemic exam including thyroid and Breast exam and the HEADSS screening PE6.8 Respecting patient privacy and maintaining confidentiality while dealing with adolescence P E 11.3 Assessment of a child with obesity with regard to eliciting history including physical activity, charting and dietary recall PE6.11 Visit to the Adolescent Clinic	CM 2.1 to 2.4 Individual health record and dietary assessment-3	OR2.4 Describe and discuss the mechanism of injury, clinical features, investigations and principles of management of fracture of shaft of humerus and intercondylar fracture humerus with emphasis on neurovascular deficit	EN 4.5 Elicit document and present a correct history, demonstrate and describe the clinical features, choose the correct investigations and describe the principles of management of OME EN 4.6 Elicit document and present a correct history, demonstrate and describe the clinical features, choose the correct investigations and describe the principles of management of Discharging ear.	PY10.17 Describe and discuss functional anatomy of the eye
14-Sep-22	Wednesday	Clinical Posting	IM- 1.28 Enumerate the causes of adult presentations of congenital heart disease and describe the distinguishing features between cyanotic and acyanotic heart disease	SU 25.5 Demonstrate the correct technique to palpate the breast for breast swelling in a mannequin equivalent	OG8.1 Enumerate, describe and discuss the objectives of antenatal care, assessment of period of gestation; screening for high-risk factors.	PE 26.5 Elicit document and present the history related to diseases of Gastrointestinal system PE 26.6 PE 26.7 Identify external markers for GI and Liver disorders e.g. Jaundice, Pallor, Gynecomastia, Spider angioma, Palmar erythema, Ichthyosis, Caput medusa, Clubbing, Failing to thrive, Vitamin A and D deficiency Perform examination of the abdomen, demonstrate organomegaly, ascites etc	CM 5.4 Calculation of Nutrients/Preparation of family presentation	OR2.5 Describe and discuss the aetiopathogenesis, clinical features, mechanism of injury, investigation & principles of management of fractures of both bones forearm and Galeazzi and Monteggia injury	EN 4.7 Elicit document and present a correct history demonstrate and describe the clinical features, choose the correct investigations and describe the principles of management of CSOM	OP 1.3 Demonstrate the steps in performing the visual acuity assessment for distance
15-Sep-22	Thursday	Clinical Posting	IM- 1.29 Elicit document and present an appropriate history, demonstrate correctly general examination, relevant clinical findings and formulate document and present a management plan for an adult patient presenting with a common form of congenital heart disease	SU 25.5 Case Presentation	OG10.1, OG8.2 Define, classify and describe the aetiology, pathogenesis, clinical features, ultrasonography, differential diagnosis and management of antepartum haemorrhage in pregnancy	PE 28.9 Elicit, document and present age appropriate history of a child with upper respiratory problem including Stridor PE 28.13 Analyze the clinical symptoms and interpret physical findings and make a provisional / differential diagnosis in a child with ENT PE 28.14 symptoms Develop a treatment plan and document appropriately in a child with upper respiratory symptoms	CM 2.1 to 2.4 Family presentation-1	OR2.6 Describe and discuss the aetiopathogenesis, mechanism of injury, clinical features, investigations and principles of management of fractures of distal radius	EN 4.8 Elicit document and present a correct history, demonstrate and describe the clinical features, choose the correct investigations and describe the principles of management of squamosal type of CSOM	OP 1.3 Demonstrate the steps in performing the visual acuity assessment for near

Date	Days	10AM TO 12 PM	04 Weeks Clinical Posting in Med, Surgery, OBG, Paedia, CM, ENT, & Ophthalmology (23 Days Posting + 1 Day Ward Leaving for each Batch in Rotation)							
			Medicine	Surgery	OBG	Paedia	Community Medicine	Ortho	E.N.T	Oph
16-Sep-22	Friday	Clinical Posting	IM - 2.9 Distinguish and differentiate between stable and unstable angina and AMI based on the clinical presentation	SU 22.3 Demonstrate and document the correct clinical examination of thyroid swellings and discuss the differential diagnosis and their management	OG8.4 Describe and demonstrate clinical monitoring of maternal and fetal well-being	PE 29.10 Elicit, document and present the history related to Hematology PE 29.11 Identify external markers for hematological disorders e.g. Jaundice, Pallor, Petechiae, Purpura, Ecchymosis, Lymphadenopathy, bone tenderness, loss of weight, Mucosal and large joint bleed.		OR2.7 Describe and discuss the aetiopathogenesis, mechanism of injury, clinical features, investigations and principles of management of pelvic injuries with emphasis on hemodynamic instability	EN 4.12 Elicit document and present a correct history demonstrate and describe the clinical features, choose the correct investigations and describe the principles of management of Hearing loss	OP 2.2 Demonstrate the symptoms and clinical signs of common lid conditions
17-Sep-22	Saturday	Clinical Posting	IM- 2.10 Order, perform and interpret an ECG	SU 22.3 Case Presentation	OG9.3 Discuss the aetiology, clinical features, differential diagnosis of acute abdomen in early pregnancy (with a focus on ectopic pregnancy) and enumerate the principles of medical and surgical management.	PE 26.8 Analyze symptoms and interpret physical signs to make a provisional/ differential diagnosis PE 26. 9 Interpret Liver Function Tests, viral markers, Ultra sonogram report PE 26.13 Counsel and educate patients and their family appropriately on liver diseases		OR2.8 Describe and discuss the aetiopathogenesis, mechanism of injury, clinical features, investigations and principles of management of spine injuries with emphasis on mobilisation of the patient	EN 4.1 Elicit document and present a correct history, demonstrate and describe the clinical features, choose the correct investigations and describe the principles of management of Otaglia EN 4.3 Elicit document and present a correct history, demonstrate and describe the clinical features, choose the correct investigations and describe the principles of management of ASOM	OP 2.2 Demonstrate the symptoms and clinical signs of common lid conditions
18-Sep-22	Sunday	Sunday	Sunday							
19-Sep-22	Monday	Clinical Posting	IM - 2.16 Discuss and describe the indications for acute thrombolysis, PTCA and CABG, IM -2.17 Discuss and describe the indications and methods of cardiac rehabilitation	SU 27.2 Describe the etiopathogenesis, clinical features, investigation and principles of treatment of occlusive arterial disease.	OG11.1 Elicit, document, present, discuss the clinical features; diagnosis and investigations, complications, principles of management of multiple pregnancies.	PE 28.16 Interpret blood tests relevant to upper respiratory problems PE 28.17 Interpret X-ray of the paranasal sinuses and mastoid; and /or use, written report in case of management. Interpret CXR in foreign body aspiration and lower respiratory tract infection, understand the significance of thymic shadow in pediatric chest X-rays		OR2.9 Describe and discuss the mechanism of injury, Clinical features, investigations and principle of management of acetabular fracture	EN 4.22 Elicit document and present a correct history demonstrate and describe the clinical features, choose the correct investigations and describe the principles of management of Nasal Obstruction	OP2.3 Demonstrate under supervision clinical procedures performed in the lid
20-Sep-22	Tuesday	Clinical Posting	IM - 2.19 Discuss and describe the pathogenesis, recognition and management of complications of acute coronary syndromes including arrhythmias, shock, LV dysfunction, papillary muscle Rupture and pericarditis	SU 27.2Case Presentation	G12.3 Elicit, document, present and discuss the clinical, feature, investigations, criteria, adverse effects on the mother and foetus and the management during pregnancy and labor, and complications of diabetes in pregnancy	PE 29.12 Perform examination of the abdomen, demonstrate Organomegaly. PE 29.13 Analyze symptoms and interpret physical signs to make a provisional /differential diagnosis PE 29.14 Interpret CBC, LFT		OR2.4 Describe and discuss the mechanism of injury, clinical features, investigations and principles of management of fracture of shaft of humerus and intercondylar fracture humerus with emphasis on neurovascular deficit	EN 4.25 Elicit document and present a correct history, demonstrate and describe the clinical features, choose the correct investigations and describe the principles of management of type of Nasal Polyps	OP2.3 Demonstrate under supervision clinical procedures performed in the lid

Date	Days	10AM TO 12 PM	04 Weeks Clinical Posting in Med, Surgery, OBG, Paedia, CM, ENT, & Ophthalmology (23 Days Posting + 1 Day Ward Leaving for each Batch in Rotation)							
			Medicine	Surgery	OBG	Paedia	Community Medicine	Ortho	E.N.T	Oph
21-Sep-22	Wednesday	Clinical Posting	IM - 3.4 Elicit document and present an appropriate history including the evolution, risk factors including immune status and occupational risk , IM - 3.5 Perform, document and demonstrate a physical examination including general examination and appropriate examination of the lungs that establishes the diagnosis, complications and severity of disease , IM 3.6 Generate document and present a differential diagnosis based on the clinical features, and prioritise the diagnosis based on the presentation	SU 27.6Describepathophysiology,clinical features,Investigations and principles of management of DVT and Varicose veins	OG12.8 Describe the mechanism, prophylaxis, fetal complications, diagnosis and management of isoimmunization in pregnancy.	PE 22.2 PE 23.7 Counsel a patient with Chronic illness Elicit appropriate history for a cardiac disease, analyze the symptoms PE 23.8 e.g. breathlessness, chest pain, tachycardia, feeding difficulty, failing to thrive, reduced urinary output, swelling, syncope, cyanotic spells, PE 23.9 Suck rest cycle, frontal swelling in infants. Identify external markers of a cardiac disease e.g. Cyanosis, Clubbing, dependent edema, dental caries, arthritis, erythema rash, chorea, subcutaneous nodules, Osler node, Janeway lesions and document Record pulse, blood pressure, temperature and respiratory rate and interpret as per the age PE 23.10 Perform independently examination of the cardiovascular system – look for peripheral pulses, palpitations in the			EN 4.27 Elicit document and present a correct history, demonstrate and describe the clinical features, choose the correct investigations and describe the principles of management of type of Allergic Rhinitis EN 4.28 Elicit document and present a correct history, demonstrate and describe the clinical features, choose the correct investigations and describe the principles of management of type of Vasomotor Rhinitis	OP3.9 Demonstrate the correct technique of instillation of eye drops in a simulated environment
22-Sep-22	Thursday	Clinical Posting	IM- 3.18 Communicate and counsel patient on family on the diagnosis and therapy of pneumonia , IM - 3.19 Discuss, describe, enumerate the indications and communicate to patients on pneumococcal and influenza vaccines	SU 27.6Case Presentation	OG12.2 Elicit, document, present and discuss the clinical, feature diagnosis, investigations, adverse effects on the mother and foetus and the management during pregnancy and labor, and complications of anemia in pregnancy.	PE 34.5 Able to elicit, document and present history of contact with tuberculosis in every patient encounter PE 34.6 Identify a BCG scar PE 34.7 Interpret a Mantoux Test PE 34.8 Interpret a chest radiograph	CM 6.2, 6.3, 6.4 Biostatistics-3		EN 4.30 Elicit document and present a correct history, demonstrate and describe the clinical features, choose the correct investigations and describe the principles of management of type of Epistaxis	OP3.2 Demonstrate , document and present the correct method of examination of a red eye
23-Sep-22	Friday	Clinical Posting	IM - 4.7 Discuss and describe the pathophysiology and manifestations of the sepsis syndrome , IM - 4.12 Order and interpret diagnostic tests based on the differential K SH Y Bedside clinic, Skill Skill assessment Pathology, diagnosis including: CBC with differential, peripheral smear, urinary analysis with sediment, Chest X ray, blood and urine cultures, sputum gram stain and cultures, sputum AFB and cultures, CSF analysis, pleural and body fluid analysis, stool routine and culture and QBC	SU 27.8Demonstrate the correct examination of the lymphatic system	OG13.2 Elicit, document, present and discuss the clinical feature,diagnosis, investigations and management of preterm labor.	PE 29.18 Enumerate the referral criteria for Hematological conditions. PE 29.19 Counsel and educate patients about prevention and treatment of anemia.	CM 10.6 RCH-1		EN 4.33 Elicit document and present a correct history demonstrate and describe the clinical features, choose the correct investigations and describe the principles of management of type of Acute & Chronic Sinusitis	OP3.2 Demonstrate , document and present the correct method of examination of a red eye
24-Sep-22	Saturday	Clinical Posting	IM - 4.8 Discuss and describe the pathophysiology, aetiology and clinical manifestations of fever of unknown origin (FUO) including in a normal host, neutropenic host, nosocomial host and a host with HIV disease , IM - 4.21 Develop and present an appropriate diagnostic plan based on the clinical presentation, most likely diagnosis in a prioritised and cost effective manner	SU 27.8Case Presentation	OG13.2 Elicit, document, present and discuss the clinical feature, diagnosis, investigations and management of PROM.	PE 23.11 Develop a treatment plan and prescribe appropriate drugs including fluids in cardiac diseases, anti -failure drugs, and inotropic agents PE 23.12 Interpret a chest X ray and recognize Cardiomegaly	CM 10.4, 10.5 RCH-3		EN 4.26 Elicit document and present a correct history, demonstrate and describe the clinical features, choose the correct investigations and describe the principles of management of type of Adenoids	OP3.8 Demonstrate correct technique of removal of foreign body from the eye in a simulated environment
25-Sep-22	Sunday	Sunday								

Date	Days	10AM TO 12 PM	04 Weeks Clinical Posting in Med, Surgery, OBG, Paedia, CM, ENT, & Ophthalmology (23 Days Posting + 1 Day Ward Leaving for each Batch in Rotation)							
			Medicine	Surgery	OBG	Paedia	Community Medicine	Ortho	E.N.T	Oph
26-Sep-22	Monday	Clinical Posting	IM- 4.10 Perform a systematic examination that establishes the diagnosis and severity of presentation that includes: general skin mucosal and lymph node examination, chest and abdominal examination (including examination of the liver and spleen) , IM - 4.11 Generate a differential diagnosis and prioritise based on clinical features that help distinguish between infective, inflammatory, malignant and rheumatologic causes	SU 28.2Demonstrate the correct technique to examine the patient with hernia and identify different types of hernias.	OG13.2 Elicit, document, present and discuss the clinical feature, diagnosis, investigations and management of postdated pregnancy.	PE 34.9 Interpret blood tests in the context of laboratory evidence for PE 34.10 tuberculosis Discuss the various samples for demonstrating the organism e.g. Gastric Aspirate, Sputum, CSF, FNAC	CM 10.5, 5.6 RCH-4	OR2.9 Describe and discuss the mechanism of injury, Clinical features, investigations and principle of management of acetabular fracture	EN 4.39 Elicit document and present a correct history, demonstrate and describe the clinical features, choose the correct investigations and describe the principles of management of type of Acute & Chronic Tonsillitis	OP3.9 Demonstrate the correct technique of instillation of eye drops in a simulated environment
27-Sep-22	Tuesday	Clinical Posting	IM - 4.23 Prescribe drugs for malaria based on the species identified, prevalence of drug resistance and national programs	SU 28.2Case Presentation	OG21.1 Describe and discuss the temporary and permanent methods of contraception, indications, technique and complications; selection of patients, side effects and failure rate including Ocs, male contraception, emergency contraception and IUCD.	PE 33.10 Recognize precocious and delayed Puberty and refer PE 33.9 Perform Sexual Maturity Rating (SMR) and interpret	CM 17.3,17.5 Visit to SC/PHC/CHC	OR2.16 Describe and discuss the mechanism of injury, clinical features, investigations and principles of management of open fracture	EN 4.38 Elicit document and present a correct history demonstrate and describe the clinical features, choose the correct investigations and describe the principles of management of type of dysphagia EN 4.42 Elicit, document and present a correct history, demonstrate and describe the clinical features, choose the correct investigations and describe the principles of management of hoarseness of voice	OP4.8 Demonstrate technique of removal of foreign body in the cornea in a simulated environment
28-Sep-22	Wednesday	Clinical Posting	IM - 5.1 Describe and discuss the physiologic and biochemical basis of hyperbilirubinemia IM - 5.8 Describe and discuss the pathophysiology, clinical evolution and complications cholelithiasis and cholecystitis , IM 5.14 Outline a diagnostic approach to liver disease based on hyperbilirubinemia, liver function changes and hepatitis serology	Obstructive Jaundice	G35.9 Write a proper discharge summary with all relevant information. OG35.3 Recognize situations, which call for urgent or early treatment at secondary and tertiary centres and make a prompt referral of such patients after giving first aid or emergency treatment. OG35.10 Write a proper referral note to secondary or tertiary centres or to other physicians with all necessary details.	PE 23.13 Choose and Interpret blood reports in Cardiac illness PE 23.14 Interpret Pediatric ECG	CM 10.5 Vaccines-1	OR3.1 Describe and discuss the aetiopathogenesis, clinical features, investigations and principles of management of Bone and Joint infections a) Acute Osteomyelitis	EN 3.1 Observe and describe the indications for and steps involved in the performance of Otomicroscopic examination in a simulated environment.	OP6.6 Identify and demonstrate the clinical features and distinguish and diagnose common clinical conditions affecting the anterior chamber
29-Sep-22	Thursday	Clinical Posting	IM - 5.13 Enumerate the indications for ultrasound and other imaging studies including MRCP and ERCP and describe the findings in liver disease	SU 28.12Describe the applied anatomyof biliary system. Describe the clinical features, investigations and principles of management of diseases of biliary system Obstructive Jaundice	OG24.1 Define, classify and discuss abnormal uterine bleeding, its aetiology, clinical features, investigations, diagnosis and management.	PE 28.15 Stratify risk in children with stridor using IMNCI guidelines	CM 10.5 Vaccines-2	OR3.1 Contd. b) Subacute osteomyelitis	EN 3.2 Observe and describe the indications for and steps involved in the performance of diagnostic nasal Endoscopy	OP7.3 Demonstrate the correct technique of ocular examination in a patient with cataract

Date	Days	10AM TO 12 PM	04 Weeks Clinical Posting in Med, Surgery, OBG, Paedia, CM, ENT, & Ophthalmology (23 Days Posting + 1 Day Ward Leaving for each Batch in Rotation)							
			Medicine	Surgery	OBG	Paedia	Community Medicine	Ortho	E.N.T	Oph
30-Sep-22	Friday	Clinical Posting	IM - 5.17 Enumerate the indications, precautions and counsel patients on vaccination for hepatitis , IM - 5.18 Enumerate the indications for hepatic transplantation	SU 28.12Case Discussion	OG29.1 Elicit, document, present and discuss the clinical feature, differential diagnosis; investigations; principles of management, complications of fibroid uterus.	P E 10.4 Identify children with under nutrition as per IMNCI criteria and plan PE 16.1 referral Explain the components of Integrated Management of Neonatal and Childhood Illnesses (IMNCI) guidelines and method of Risk PE 16.2 stratification Assess children <2 months using IMNCI guidelines			EN 3.3 Observe and describe the indications for and steps involved in the performance of Rigid/Flexible Laryngoscopy	OP7.3 Demonstrate the correct technique of ocular examination in a patient with cataract
1-Oct-22	Saturday	Clinical Posting	IM - 6.4 Describe and discuss the pathogenesis, evolution and clinical features of common HIV related opportunistic infections , IM - 6.5 Describe and discuss the pathogenesis, evolution and clinical features of common HIV related malignancies, IM - 6. 6	SU 29.10 Demonstrate a digital rectal examination of the prostate in a mannequino equivalent	OG10.2 Enumerate the indications and describe the appropriate use of blood and blood products, their complications and management.	PE 21.8 Elicit, document and present a history pertaining to diseases of the Genitourinary tract PE 21.9 Identify external markers for Kidney disease, like Failing to thrive, hypertension, pallor, lethysis, anasarca PE21.10 Analyze symptom and interpret the physical findings and arrive at an appropriate provisional differential diagnosis PE 21.11 Perform and interpret the common analytes in a Urine examination PE 21.16 Counsel / educate a patient for referral appropriately	CM 10.5 Vaccines-3		Students will observe Ear, nose, throat & head & neck surgeries in OT	OP7.3 Demonstrate the correct technique of ocular examination in a patient with cataract
2-Oct-22	Sunday	Gandhi Jayanti					CM 7.4 Epidemiology-1			
3-Oct-22	Monday	Clinical Posting	IM - 6.11 Enumerate the indications and describe the findings for CT of the chest and brain and MRI , IM- 6.12 Enumerate the indications for and interpret the results of: pulse oximetry, ABG, Chest Radiograph	SU 29.10 Case Discussion (BPH)	OG9.2 Describe the steps and observe/ assist in the performance of an MTP evacuation.	PE 24.13 Interpret RFT and electrolyte report PE 24.14 Plan fluid management as per the WHO criteria	CM 7.4 Epidemiology-2	OR3. Contd. e) HIV infection	Students will observe Ear, nose, throat & head & neck surgeries in OT	OP7.5 To participate in the team for cataract surger
4-Oct-22	Tuesday	Clinical Posting	IM - 7.3 Classify cause of joint pain based on the pathophysiology , IM 7.14 Describe the appropriate diagnostic work up based on the presumed aetiology	SU 28.18Describe and demonstrate clinical examination of abdomen. Order relevant investigations. Describe and discuss appropriate treatment plan Case Discussion	OG37.4 Observe and assist in the performance of Dilatation & Curettage (D&C).	PE 32.2 Identify the clinical features of Down Syndrome PE 32.3 Interpret normal Karyotype and recognize Trisomy 21 PE 32.7 Identify the clinical features of Turner Syndrome	CM 7.6 Epidemiology-3	OR3.1 Contd. f) Skeletal Tuberculosis	Students will observe Ear, nose, throat & head & neck surgeries in OT	OP 9.1 Demonstrate the correct technique to examine extraocular movements
5-Oct-22	Wednesday	Dussehra								
6-Oct-22	Thursday	Clinical Posting	Ward Leaving	Ward Leaving	Ward Leaving	Ward Leaving	Ward Leaving	Ward Leaving	Ward Leaving	Ward Leaving
			2 Weeks Clinical Rotatin for Phase 3rd Part I							

Date	Days	10AM TO 12 PM	04 Weeks Clinical Posting in Med, Surgery, OBG, Paedia, CM, ENT, & Ophthalmology (23 Days Posting + 1 Day Ward Leaving for each Batch in Rotation)							
			Medicine	Surgery	OBG	Paedia	Community Medicine	Ortho	E.N.T	Oph
Date	Days	10AM TO 1 PM	2 weeks Clinical Rotation for Phase 3rd Part-1 (Comm. Medicine, DVL, Psychiatry & Casualty) Casualty Dental & Anaesthesia 1 Week Each as Per Batch Distribution (Clinical Posting in Casualty will be shared by Medicine and Allied Subject)							
			Comm.Med	Psychiatry	Dermatology	Dental	Anaesthesia	Casualty		
7-Oct-22	Friday	Clinical Posting	Batch ABC CM 8.2,8.3 PBL-1	Batch DEF PS11.2 Enumerate, elicit, describe and document clinical features in patients with personality disorders	Batch GHI DR7.2 Identify and differentiate pediculosis from other skin lesions in adults and children	JK DE1.1 Enumerate the parts of the Teeth DE 1.2 Discuss the role of causative microorganisms in the aetio-pathogenesis of dental caries DE1.3 Identify Dental Caries DE1.4 Discuss the role of Dental caries as a focus of sepsis counsel patients with respect to oral hygiene, diet and the direct bearing on systemic health				L
8-Oct-22	Saturday	Clinical Posting	CM 8.1,8.3 PBL-2	PS11.3 Enumerate and describe the indications and interpret laboratory and other tests used in personality disorders	DR4.1 Identify and distinguish lichen planus lesions from other causes	JK DE2.1 Discuss the various causes for partial/complete loss of teeth and associated structures DE2.2 Discuss the local and systemic sequelae of the above DE2.3 Identify complete complement of teeth and identify missing teeth DE2.4 Enumerate common ways of restoring the edentulous state DE2.5 Counsel patients on the importance of restoring missing teeth/tissues with respect to the benefits on oral and systemic health				L
9-Oct-22	Sunday	Sunday								
10-Oct-22	Monday	Clinical Posting	CM 10.2 PBL-3	PS11.4 Describe the treatment of personality disorders including behavioural, psychosocial and pharmacologic therapy	DR3.2 Demonstrate the grange test	JK DE3.1 Aware of malocclusion and the tissues that cause it DE3.2 Enumerate the impact of malocclusion on aesthetics, health DE3.3 Identify malocclusion DE3.4 Counsel Patients with respect to correction of malocclusion and the role it might have on oral health specifically on the TMJ				L

Date	Days	10AM TO 12 PM	04 Weeks Clinical Posting in Med, Surgery, OBG, Paedia, CM, ENT, & Ophthalmology (23 Days Posting + 1 Day Ward Leaving for each Batch in Rotation)							
			Medicine	Surgery	OBG	Paedia	Community Medicine	Ortho	E.N.T	Oph
11-Oct-22	Tuesday	Clinical Posting		PS11.5 Demonstrate family education in a patient with personality disorders in a simulated environment	DR10.1 Identify and classify syphilis based on the presentation and clinical manifestations	JK DE4.1 Discuss the prevalence of oral cancer and enumerate the common types of cancer that can affect tissues of the oral cavity DE4.2 Discuss the role of etiological factors in the formation of precancerous / cancerous lesions DE4.3 Identify potential pre-cancerous/ cancerous lesions DE4.4 Counsel patients to risk of oral cancer with respect to tobacco, smoking, alcohol and other causative factors.		L		
			CM 10.5 PBL-4							
12-Oct-22	Wednesday	Clinical Posting		PS12.2 Enumerate, elicit, describe and document clinical features in patients with magnitude and etiology of psychosomatic disorders	DR.10.2 Identify spirochete in a dark ground microscopy	JK DE5.1 Enumerate the parts of the tooth and supporting structures DE5.2 Enumerate the common diseases that affect the peridontom and identify local and systemic causative factors DE5.3 Identify Periodontal disease DE5.4 Discuss the role of Periodontal disease as a focus of sepsis DE5.5 Counsel patients with respect to oral hygiene, diet and the direct bearing on systemic health and vice versa		L		
			CM 10.3 Bedside case discussion-1							
13-Oct-22	Thursday	Clinical Posting		PS12.3 Enumerate and describe the indications and interpret laboratory and other tests of psychosomatic disorders	DR.10.5 Counsel in a non-judgemental and empathetic manner patients on prevention of sexually transmitted disease	Ward Leaving		L		
			CM 8.1, 8.2, 8.3 Bedside case discussion-2							
14-Oct-22	Friday	Clinical Posting		PS12.5 Demonstrate family education in a patient with psychosomatic disorders in a simulated environment	DR10.7 Identify and differentiate based on the clinical features non-syphilitic sexually transmitted diseases (chancroid, donovanosis and LGV)	-	JK AS 3.2 to 3.6 Pre -anaesthetic evaluation including history taking, physical examination, choose and interpret appropriate testing , determine readiness for surgery Prescription of premedication	L		
			CM 5.3, 8.1 Disease Models							

Date	Days	10AM TO 12 PM	04 Weeks Clinical Posting in Med, Surgery, OBG, Paedia, CM, ENT, & Ophthalmology (23 Days Posting + 1 Day Ward Leaving for each Batch in Rotation)							
			Medicine	Surgery	OBG	Paedia	Community Medicine	Ortho	E.N.T	Oph
15-Oct-22	Saturday	Clinical Posting	JK AS 4.3 to 4.6 Observation of induction and maintenance of anaesthesia, monitoring during anaesthesia, techniques involved in day care anaesthesia	PS13.2 Enumerate, elicit, describe and document clinical features in patients with magnitude and etiology of psychosexual and gender identity disorders	DR11.2 Identify and distinguish the dermatologic manifestations of HIV, its complications, opportunistic infections and adverse reactions	-		L		
16-Oct-22	Sunday	Sunday	CM 4.1 Health Education Techniques							
17-Oct-22	Monday	Clinical Posting	JK As 5.3 to 5.6 Observation of steps / techniques and drugs involved in peripheral nerve blocks, regional anaesthesia	PS13.3 Enumerate and describe the indications and interpret laboratory and other tests used in psychosexual and gender identity disorders	DR12.2 Identify eczema and differentiate it from lichenification and changes of aging	-		L		
18-Oct-22	Tuesday	Clinical Posting	JK AS 6.2 Observation of crash cart and anaesthetic equipments	PS13.5 Demonstrate family education in a patient with psychosexual and gender identity disorders in a simulated environment	DR12.5 Define erythroderma. Enumerate and identify the causes of erythroderma. Discuss the treatment	-		L		
19-Oct-22	Wednesday	Clinical Posting	JK AS 7.1 to 7.5 Observation of basic setup process of a ventilator, monitoring in ICU, management of an unconscious patient	PS16.4 Demonstrate family education in a patient with psychiatric disorders occurring in the elderly in a simulated environment	DR12.6 Identify and distinguish exfoliative dermatitis from other skin lesions DR.12.7 Identify and distinguish fixed drug eruptions and Steven Johnson syndrome from other skin lesions	-		L		
20-Oct-22	Thursday	Clinical Posting	Ward Leaving	Ward Leaving	Ward Leaving	-	Ward Leaving	Ward Leaving		
21-Oct-22	Friday	Clinical Posting	Batch DEF CM 8.2,8.3 PBL-1	PS11.2 Enumerate, elicit, describe and document clinical features in patients with personality disorders	Batch JK DR7.2 Identify and differentiate pediculosis from other skin lesions in adults and children	Batch L DE1.1 Enumerate the parts of the Teeth DE 1.2 Discuss the role of causative microorganisms in the aetio-pathogenesis of dental caries DE1.3 Identify Dental Caries DE1.4 Discuss the role of Dental caries as a focus of sepsiscounsel patients with respect to oral hygiene, diet and the direct bearing on systemic health	-	ABC		

Date	Days	10AM TO 12 PM	04 Weeks Clinical Posting in Med, Surgery, OBG, Paedia, CM, ENT, & Ophthalmology (23 Days Posting + 1 Day Ward Leaving for each Batch in Rotation)							
			Medicine	Surgery	OBG	Paedia	Community Medicine	Ortho	E.N.T	Oph
22-Oct-22	Saturday	Clinical Posting	CM 8.1,8.3 PBL-2	PS11.3 Enumerate and describe the indications and interpret laboratory and other tests used in personality disorders	DR4.1 Identify and distinguish lichen planus lesions from other causes	L DE2.1 Discuss the various causes fro partial/ complete loss of teeth and associated structures DE2.2 Discuss the local and systemic sequelae of the above DE2.3 Identify comlete complement of teeth and identify missing teeth DE2.4 Enumerate common ways of restoring the edentulous state DE2.5 Counsel patients on the importance of restoring missing teeth/tissues with respect to the benefits on oral and systemic health		ABC		
23-Oct-22	Sunday	Deepawali Holidays	Deepawali Holidays							
24-Oct-22	Monday	Deepawali Holidays								
25-Oct-22	Tuesday	Deepawali Holidays								
26-Oct-22	Wednesday	Deepawali Holidays								
27-Oct-22	Thursday	Deepawali Holidays								
28-Oct-22	Friday	Deepawali Holidays								
29-Oct-22	Saturday	Deepawali Holidays								
30-Oct-22	Sunday	Deepawali Holidays								
31-Oct-22	Monday	Clinical Posting	CM 10.2 PBL-3	PS11.4 Describe the treatment of personality disorders including behavioural, psychosocial and pharmacologic therapy	DR3.2 Demonstrate the grattage test	L DE3.1 Aware of malocclusion and the tissues that cause it DE3.2 Enumerate the impact of malocclusion on aesthetics, health DE3.3 Identify malocclusion DE3.4 Counsel Patients with respect to correction of malocclusion and the role it might have on oral helath soecifically on the TMJ		ABC		

Date	Days	10AM TO 12 PM	04 Weeks Clinical Posting in Med, Surgery, OBG, Paedia, CM, ENT, & Ophthalmology (23 Days Posting + 1 Day Ward Leaving for each Batch in Rotation)							
			Medicine	Surgery	OBG	Paedia	Community Medicine	Ortho	E.N.T	Oph
1-Nov-22	Tuesday	Clinical Posting		PS11.5 Demonstrate family education in a patient with personality disorders in a simulated environment	DR10.1 Identify and classify syphilis based on the presentation and clinical manifestations	L DE4.1 Discuss the prevalence of oral cancer and enumerate the common types of cancer that can affect tissues of the oral cavity DE4.2 Discuss the role of etiological factors in the formation of precancerous / cancerous lesions DE4.3 Identify potential pre-cancerous/ cancerous lesions DE4.4 Counsel patients to risk of oral cancer with respect to tobacco, smoking, alcohol and other causative factors.		ABC		
			CM 10.5 PBL-4							
2-Nov-22	Wednesday	Clinical Posting		PS12.2 Enumerate, elicit, describe and document clinical features in patients with magnitude and etiology of psychosomatic disorders	DR.10.2 Identify spirochete in a dark ground microscopy	L DE5.1 Enumerate the parts of the tooth and supporting structures DE5.2 Enumerate the common diseases that affect the peridontom and identify local and systemic causative factors DE5.3 Identify Periodontal disease DE5.4 Discuss the role of Periodontal disease as a focus of sepsis DE5.5 Counsel patients with respect to oral hygiene, diet and the direct bearing on systemic health and vice versa		ABC		
			CM 10.3 Bedside case discussion-1							
3-Nov-22	Thursday	Clinical Posting		PS12.3 Enumerate and describe the indications and interpret laboratory and other tests of psychosomatic disorders	DR.10.5 Counsel in a non-judgemental and empathetic manner patients on prevention of sexually transmitted disease	Ward Leaving		ABC		
			CM 8.1, 8.2, 8.3 Bedside case discussion-2							
4-Nov-22	Friday	Clinical Posting		PS12.5 Demonstrate family education in a patient with psychosomatic disorders in a simulated environment	DR10.7 Identify and differentiate based on the clinical features non-syphilitic sexually transmitted diseases (chancroid, donovanosis and LGV)	-	L AS 3.2 to 3.6 Pre -anaesthetic evaluation including history taking, physical examination, choose and interpret appropriate testing , determine readiness for surgery Prescription of premedication	ABC		
			CM 5.3, 8.1 Disease Models							
5-Nov-22	Saturday	Clinical Posting		PS13.2 Enumerate, elicit, describe and document clinical features in patients with magnitude and etiology of psychosexual and gender identity disorders	DR11.2 Identify and distinguish the dermatologic manifestations of HIV, its complications, opportunistic infections and adverse reactions	-	L AS 4.3 to 4.6 Observation of induction and maintenance of anaesthesia, monitoring during anaesthesia, techniques involved in day care anaesthesia	ABC		
			CM 4.1 Health Education Techniques							
6-Nov-22	Sunday	Sunday								

Date	Days	10AM TO 12 PM	04 Weeks Clinical Posting in Med, Surgery, OBG, Paedia, CM, ENT, & Ophthalmology (23 Days Posting + 1 Day Ward Leaving for each Batch in Rotation)							
			Medicine	Surgery	OBG	Paedia	Community Medicine	Ortho	E.N.T	Oph
7-Nov-22	Monday	Clinical Posting		PS13.3 Enumerate and describe the indications and interpret laboratory and other tests used in psychosexual and gender identity disorders	DR12.2 Identify eczema and differentiate it from lichenification and changes of aging	-	L As 5.3 to 5.6 Observation of steps / techniques and drugs involved in peripheral nerve blocks, regional anaesthesia	ABC		
8-Nov-22	Tuesday	Guru Nanak Jayanti	CM 6.2, 6.3, 6.4 Biostatistics Revision							
9-Nov-22	Wednesday	Clinical Posting		PS13.5 Demonstrate family education in a patient with psychosexual and gender identity disorders in a simulated environment	DR12.5 Define erythroderma. Enumerate and identify the causes of erythroderma. Discuss the treatment	-	L AS 6.2 Observation of crash cart and anaesthetic equipments	ABC		
10-Nov-22	Thursday	Clinical Posting		PS16.4 Demonstrate family education in a patient with psychiatric disorders occurring in the elderly in a simulated environment	DR12.6 Identify and distinguish exfoliative dermatitis from other skin lesions DR.12.7 Identify and distinguish fixed drug eruptions and Steven Johnson syndrome from other skin lesions	-	L AS 7.1 to 7.5 Observation of basic setup process of a ventilator, monitoring in ICU, management of an unconscious patient	ABC		
11-Nov-22	Friday	Clinical Posting	Ward Leaving	Ward Leaving	Ward Leaving	Ward Leaving	Ward Leaving	Ward Leaving		
12-Nov-22	Saturday	Clinical Posting		Batch JK PS11.2 Enumerate, elicit, describe and document clinical features in patients with personality disorders	Batch L DR7.2 Identify and differentiate pediculosis from other skin lesions in adults and children	ABC DE1.1 Enumerate the parts of the Teeth DE 1.2 Discuss the role of causative ,icroorganisms in the aetio-pathogenesis of dental caries DE1.3 Identify Dental Caries DE1.4 Discuss the role of Dental caries as a focus od sepsiscounsel patients withn respect to oral hygiene , deit and the dorect bearing on systemic health		DEF		
13-Nov-22	Sunday	Sunday	Batch GHI CM 8.2,8.3 PBL-1							

Date	Days	10AM TO 12 PM	04 Weeks Clinical Posting in Med, Surgery, OBG, Paedia, CM, ENT, & Ophthalmology (23 Days Posting + 1 Day Ward Leaving for each Batch in Rotation)							
			Medicine	Surgery	OBG	Paedia	Community Medicine	Ortho	E.N.T	Oph
14-Nov-22	Monday	Clinical Posting	CM 8.1,8.3 PBL-2	PS11.3 Enumerate and describe the indications and interpret laboratory and other tests used in personality disorders	DR4.1 Identify and distinguish lichen planus lesions from other causes	ABC DE2.1 Discuss the various causes fro partial/ complete loss of teeth and associated structures DE2.2 Discuss the local and systemic sequelae of the above DE2.3 Identify comlete complement of teeth and identify missing teeth DE2.4 Enumerate common ways of restoring the edentulous state DE2.5 Counsel patients on the importance of restoring missing teeth/tissues with respect to the benefits on oral and systemic health		DEF		
15-Nov-22	Tuesday	Clinical Posting	CM 10.2 PBL-3	PS11.4 Describe the treatment of personality disorders including behavioural, psychosocial and pharmacologic therapy	DR3.2 Demonstrate the grattage test	ABC DE3.1 Aware of malocclusion and the tissues that cause it DE3.2 Enumerate the impact of malocclusion on aesthetics, health DE3.3 Identify malocclusion DE3.4 Counsel Patients with respect to correction of malocclusion and the role it might have on oral helath soecifically on the TMJ		DEF		
16-Nov-22	Wednesday	Clinical Posting	CM 10.5 PBL-4	PS11.5 Demonstrate family education in a patient with personality disorders in a simulated environment	DR10.1 Identify and classify syphilis based on the presentation and clinical manifestations	ABC DE4.1 Discuss the prevalence of oral cancer and enumerate the common types of cancer that can affect tossues of the oral cavity DE4.2 Discuss the role of etiological factors in the formation of precancerous / cancerous lesions DE4.3 Identify potential pre-cancerous/ cancerous lesions DE4.4 Counsel patients to risk of oral cancer with respect to tobacco, smoking, alcohol and other causative factors.		DEF		

Date	Days	10AM TO 12 PM	04 Weeks Clinical Posting in Med, Surgery, OBG, Paedia, CM, ENT, & Ophthalmology (23 Days Posting + 1 Day Ward Leaving for each Batch in Rotation)							
			Medicine	Surgery	OBG	Paedia	Community Medicine	Ortho	E.N.T	Oph
17-Nov-22	Thursday	Clinical Posting		PS12.2 Enumerate, elicit, describe and document clinical features in patients with magnitude and etiology of psychosomatic disorders	DR.10.2 Identify spirochete in a dark ground microscopy	ABC DE5.1 Enumerate the parts of the tooth and supporting structures DE5.2 Enumerate the common diseases that affect the peridontom and identify local and systemic causative factors DE5.3 Identify Periodontal disease DE5.4 Discuss the role of Periodontal disease as a focus of sepsis DE5.5 Counsel patients with respect to oral hygiene, diet and the direct bearing on systemic health and vice versa				
			CM 10.3 Bedside case discussion-1							
18-Nov-22	Friday	Clinical Posting		PS12.3 Enumerate and describe the indications and interpret laboratory and other tests of psychosomatic disorders	DR.10.5 Counsel in a non-judgemental and empathetic manner patients on prevention of sexually transmitted disease	Ward Leaving				
			CM 8.1, 8.2, 8.3 Bedside case discussion-2							
19-Nov-22	Saturday	Clinical Posting		PS12.5 Demonstrate family education in a patient with psychosomatic disorders in a simulated environment	DR10.7 Identify and differentiate based on the clinical features non-syphilitic sexually transmitted diseases (chancroid, donovanosis and LGV)	-	ABC AS 3.2 to 3.6 Pre -anaesthetic evaluation including history taking, physical examination, choose and interpret appropriate testing , determine readiness for surgery Prescription of premedication			
			CM 5.3, 8.1 Disease Models							
20-Nov-22	Sunday	Sunday								
21-Nov-22	Monday	Clinical Posting		PS13.2 Enumerate, elicit, describe and document clinical features in patients with magnitude and etiology of psychosexual and gender identity disorders	DR11.2 Identify and distinguish the dermatologic manifestations of HIV, its complications, opportunistic infections and adverse reactions	-	ABC AS 4.3 to 4.6 Observation of induction and maintenance of anaesthesia, monitoring during anaesthesia, techniques involved in day care anaesthesia			
			CM 4.1 Health Education Techniques							
22-Nov-22	Tuesday	Clinical Posting		PS13.3 Enumerate and describe the indications and interpret laboratory and other tests used in psychosexual and gender identity disorders	DR12.2 Identify eczema and differentiate it from lichenification and changes of aging	-	ABC As 5.3 to 5.6 Observation of steps / techniques and drugs involved in peripheral nerve blocks, regional anaesthesia			
			CM 6.2, 6.3, 6.4 Biostatistics Revision							

Date	Days	10AM TO 12 PM	04 Weeks Clinical Posting in Med, Surgery, OBG, Paedia, CM, ENT, & Ophthalmology (23 Days Posting + 1 Day Ward Leaving for each Batch in Rotation)							
			Medicine	Surgery	OBG	Paedia	Community Medicine	Ortho	E.N.T	Oph
23-Nov-22	Wednesday	Clinical Posting		PS13.5 Demonstrate family education in a patient with psychosexual and gender identity disorders in a simulated environment	DR12.5 Define erythroderma. Enumerate and identify the causes of erythroderma. Discuss the treatment	-	ABC AS 6.2 Observation of crash cart and anaesthetic equipments	DEF		
			CM8.1, 8.2, 8.3 Seminar-1							
24-Nov-22	Thursday	Clinical Posting		PS16.4 Demonstrate family education in a patient with psychiatric disorders occurring in the elderly in a simulated environment	DR12.6 Identify and distinguish exfoliative dermatitis from other skin lesions DR.12.7 Identify and distinguish fixed drug eruptions and Steven Johnson syndrome from other skin lesions	-	ABC AS 7.1 to 7.5 Observation of basic setup process of a ventilator, monitoring in ICU, management of an unconscious patient	DEF		
			CM8.1, 8.2, 8.3 Seminar-2							
25-Nov-22	Friday	Clinical Posting	Ward Leaving	Ward Leaving	Ward Leaving	Ward Leaving	Ward Leaving	Ward Leaving		
26-Nov-22	Saturday	Clinical Posting		Batch L PS11.2 Enumerate, elicit, describe and document clinical features in patients with personality disorders	Batch ABC DR7.2 Identify and differentiate pediculosis from other skin lesions in adults and children	DEF DE1.1 Enumerate the parts of the Teeth DE 1.2 Discuss the role of causative ,icroorganisms in the actio-pathogenesis of dental caries DE1.3 Identify Dental Caries DE1.4 Discuss the role of Dental caries as a focus od sepsiscounsel patients withn respect to oral hygiene , deit and the dorect bearing on systemic health		GHI		
			BATCH JK CM 8.2,8.3 PBL-1							
27-Nov-22	Sunday	Sunday								
28-Nov-22	Monday	Clinical Posting		PS11.3 Enumerate and describe the indications and interpret laboratory and other tests used in personality disorders	DR4.1 Identify and distinguish lichen planus lesions from other causes	DEF DE2.1 Discuss the various causes fro partial/ complete loss of teeth and associated structures DE2.2 Discuss the local and systemic sequelae of the above DE2.3 Identify comlete complement of teeth and identify missing teeth DE2.4 Enumerate common ways of restoring the edentulous state DE2.5 Counsel patients on the importance of restoring missing teeth/tissues with respect to the benefits on oral and systemic health		GHI		
			CM 8.1,8.3 PBL-2							

Date	Days	10AM TO 12 PM	04 Weeks Clinical Posting in Med, Surgery, OBG, Paedia, CM, ENT, & Ophthalmology (23 Days Posting + 1 Day Ward Leaving for each Batch in Rotation)							
			Medicine	Surgery	OBG	Paedia	Community Medicine	Ortho	E.N.T	Oph
29-Nov-22	Tuesday	Clinical Posting	CM 10.2 PBL-3	PS11.4 Describe the treatment of personality disorders including behavioural, psychosocial and pharmacologic therapy	DR3.2 Demonstrate the grantage test	DEF DE3.1 Aware of malocclusion and the tissues that cause it DE3.2 Enumerate the impact of malocclusion on aesthetics, health DE3.3 Identify malocclusion DE3.4 Counsel Patients with respect to correction of malocclusion and the role it might have on oral helath socifically on the TMJ		GHI		
30-Nov-22	Wednesday	Clinical Posting	CM 10.5 PBL-4	PS11.5 Demonstrate family education in a patient with personality disorders in a simulated environment	DR10.1 Identify and classify syphilis based on the presentation and clinical manifestations	DEF DE4.1 Discuss the prevalence of oral cancer and enumerate the common types of cancer that can affect tossues of the oral cavity DE4.2 Discuss the role of etiological factors in the formation of precancerous / cancerous lesions DE4.3 Identify potential pre-cancerous/ cancerous lesions DE4.4 Counsel patients to risk of oral cancer with respect to tobacco, smoking, alcohol and other causative factors.		GHI		
1-Dec-22	Thursday	Clinical Posting	CM 10.3 Bedside case discussion-1	PS12.2 Enumerate, elicit, describe and document clinical features in patients with magnitude and etiology of psychosomatic disorders	DR.10.2 Identify spirochete in a dark ground microscopy	DEF DE5.1 Enumerate the parts of the tooth and supporting structures DE5.2 Enumerate the common diseases that affect the peridontom and identify local and systemic causative factors DE5.3 Identify Periodontal disease DE5.4 Discuss the role of Periodontal disease as a focus of sepsis DE5.5 Counsel patients with respect to oral hygiene, diet and the direct bearing on systemic health and vice versa		GHI		
2-Dec-22	Friday	Clinical Posting	CM 8.1, 8.2, 8.3 Bedside case discussion-2	PS12.3 Enumerate and describe the indications and interpret laboratory and other tests of psychosomatic disorders	DR.10.5 Counsel in a non-judgemental and empathetic manner patients on prevention of sexually transmitted disease	Ward Leaving		GHI		

Date	Days	10AM TO 12 PM	04 Weeks Clinical Posting in Med, Surgery, OBG, Paedia, CM, ENT, & Ophthalmology (23 Days Posting + 1 Day Ward Leaving for each Batch in Rotation)							
			Medicine	Surgery	OBG	Paedia	Community Medicine	Ortho	E.N.T	Oph
3-Dec-22	Saturday	Clinical Posting	CM 5.3, 8.1 Disease Models	PS12.5 Demonstrate family education in a patient with psychosomatic disorders in a simulated environment	DR10.7 Identify and differentiate based on the clinical features non-syphilitic sexually transmitted diseases (chancroid, donovanosis and LGV)	-	DEF AS 3.2 to 3.6 Pre -anaesthetic evaluation including history taking, physical examination, choose and interpret appropriate testing , determine readiness for surgery Prescription of premedication	GHI		
4-Dec-22	Sunday	Sunday								
5-Dec-22	Monday	Clinical Posting	CM 4.1 Health Education Techniques	PS13.2 Enumerate, elicit, describe and document clinical features in patients with magnitude and etiology of psychosexual and gender identity disorders	DR11.2 Identify and distinguish the dermatologic manifestations of HIV, its complications, opportunistic infections and adverse reactions	-	DEF AS 4.3 to 4.6 Observation of induction and maintenance of anaesthesia, monitoring during anaesthesia, techniques involved in day care anaesthesia	GHI		
6-Dec-22	Tuesday	Clinical Posting	CM 6.2, 6.3, 6.4 Biostatistics Revision	PS13.3 Enumerate and describe the indications and interpret laboratory and other tests used in psychosexual and gender identity disorders	DR12.2 Identify eczema and differentiate it from lichenification and changes of aging	-	DEF As 5.3 to 5.6 Observation of steps / techniques and drugs involved in peripheral nerve blocks, regional anaesthesia	GHI		
7-Dec-22	Wednesday	Clinical Posting	CM8.1, 8.2, 8.3 Seminar-1	PS13.5 Demonstrate family education in a patient with psychosexual and gender identity disorders in a simulated environment	DR12.5 Define erythroderma. Enumerate and identify the causes of erythroderma. Discuss the treatment	-	DEF AS 6.2 Observation of crash cart and anaesthetic equipments	GHI		
8-Dec-22	Thursday	Clinical Posting	CM8.1, 8.2, 8.3 Seminar-2	PS16.4 Demonstrate family education in a patient with psychiatric disorders occurring in the elderly in a simulated environment	DR12.6 Identify and distinguish exfoliative dermatitis from other skin lesions DR.12.7 Identify and distinguish fixed drug eruptions and Steven Johnson syndrome from other skin lesions	-	DEF AS 7.1 to 7.5 Observation of basic setup process of a ventilator, monitoring in ICU, management of an unconscious patient	GHI		
9-Dec-22	Friday	Clinical Posting	Ward Leaving	Ward Leaving	Ward Leaving	Ward Leaving	Ward Leaving	Ward Leaving		
10-Dec-22	Saturday	Clinical Posting	CM 8.2,8.3 PBL-1	Batch ABC PS11.2 Enumerate, elicit, describe and document clinical features in patients with personality disorders	Batch DEF DR7.2 Identify and differentiate pediculosis from other skin lesions in adults and children	GHI DE1.1 Enumerate the parts of the Teeth DE 1.2 Discuss the role of causative ,icroorganisms in the actio-pathogenesis of dental caries DE1.3 Identify Dental Caries DE1.4 Discuss the role of Dental caries as a focus od sepsiscounsel patients withn respect to oral hygiene , deit and the dorect bearing on systemic health		JK		
11-Dec-22	Sunday	Sunday								

Date	Days	10AM TO 12 PM	04 Weeks Clinical Posting in Med, Surgery, OBG, Paedia, CM, ENT, & Ophthalmology (23 Days Posting + 1 Day Ward Leaving for each Batch in Rotation)							
			Medicine	Surgery	OBG	Paedia	Community Medicine	Ortho	E.N.T	Oph
12-Dec-22	Monday	Clinical Posting	CM 8.1,8.3 PBL-2	PS11.3 Enumerate and describe the indications and interpret laboratory and other tests used in personality disorders	DR4.1 Identify and distinguish lichen planus lesions from other causes	GHI DE2.1 Discuss the various causes fro partial/ complete loss of teeth and associated structures DE2.2 Discuss the local and systemic sequelae of the above DE2.3 Identify comlete complement of teeth and identify missing teeth DE2.4 Enumerate common ways of restoring the edentulous state DE2.5 Counsel patients on the importance of restoring missing teeth/tissues with respect to the benefits on oral and systemic health		JK		
13-Dec-22	Tuesday	Clinical Posting	CM 10.2 PBL-3	PS11.4 Describe the treatment of personality disorders including behavioural, psychosocial and pharmacologic therapy	DR3.2 Demonstrate the grattage test	GHI DE3.1 Aware of malocclusion and the tissues that cause it DE3.2 Enumerate the impact of malocclusion on aesthetics, health DE3.3 Identify malocclusion DE3.4 Counsel Patients with respect to correction of malocclusion and the role it might have on oral helath soecifically on the TMJ		JK		
14-Dec-22	Wednesday	Clinical Posting	CM 10.5 PBL-4	PS11.5 Demonstrate family education in a patient with personality disorders in a simulated environment	DR10.1 Identify and classify syphilis based on the presentation and clinical manifestations	GHI DE4.1 Discuss the prevalence of oral cancer and enumerate the common types of cancer that can affect tossues of the oral cavity DE4.2 Discuss the role of etiological factors in the formation of precancerous / cancerous lesions DE4.3 Identify potential pre-cancerous/ cancerous lesions DE4.4 Counsel patients to risk of oral cancer with respect to tobacco, smoking, alcohol and other causative factors.		JK		

Date	Days	10AM TO 12 PM	04 Weeks Clinical Posting in Med, Surgery, OBG, Paedia, CM, ENT, & Ophthalmology (23 Days Posting + 1 Day Ward Leaving for each Batch in Rotation)							
			Medicine	Surgery	OBG	Paedia	Community Medicine	Ortho	E.N.T	Oph
15-Dec-22	Thursday	Clinical Posting		PS12.2 Enumerate, elicit, describe and document clinical features in patients with magnitude and etiology of psychosomatic disorders	DR.10.2 Identify spirochete in a dark ground microscopy	GHI DE5.1 Enumerate the parts of the tooth and supporting structures DE5.2 Enumerate the common diseases that affect the peridontom and identify local and systemic causative factors DE5.3 Identify Periodontal disease DE5.4 Discuss the role of Periodontal disease as a focus of sepsis DE5.5 Counsel patients with respect to oral hygiene, diet and the direct bearing on systemic health and vice versa				
			CM 10.3 Bedside case discussion-1							
16-Dec-22	Friday	Clinical Posting		PS12.3 Enumerate and describe the indications and interpret laboratory and other tests of psychosomatic disorders	DR.10.5 Counsel in a non-judgemental and empathetic manner patients on prevention of sexually transmitted disease	Ward Leaving				
			CM 8.1, 8.2, 8.3 Bedside case discussion-2							
17-Dec-22	Saturday	Clinical Posting		PS12.5 Demonstrate family education in a patient with psychosomatic disorders in a simulated environment	DR10.7 Identify and differentiate based on the clinical features non-syphilitic sexually transmitted diseases (chancroid, donovanosis and LGV)	-	GHI AS 3.2 to 3.6 Pre -anaesthetic evaluation including history taking, physical examination, choose and interpret appropriate testing , determine readiness for surgery Prescription of premedication			
			CM 5.3, 8.1 Disease Models							
18-Dec-22	Sunday	Sunday								
19-Dec-22	Monday	Clinical Posting		PS13.2 Enumerate, elicit, describe and document clinical features in patients with magnitude and etiology of psychosexual and gender identity disorders	DR11.2 Identify and distinguish the dermatologic manifestations of HIV, its complications, opportunistic infections and adverse reactions	-	GHI AS 4.3 to 4.6 Observation of induction and maintenance of anaesthesia, monitoring during anaesthesia, techniques involved in day care anaesthesia			
			CM 4.1 Health Education Techniques							
20-Dec-22	Tuesday	Clinical Posting		PS13.3 Enumerate and describe the indications and interpret laboratory and other tests used in psychosexual and gender identity disorders	DR12.2 Identify eczema and differentiate it from lichenification and changes of aging	-	GHI As 5.3 to 5.6 Observation of steps / techniques and drugs involved in peripheral nerve blocks, regional anaesthesia			
			CM 6.2, 6.3, 6.4 Biostatistics Revision							

Date	Days	10AM TO 12 PM	04 Weeks Clinical Posting in Med, Surgery, OBG, Paedia, CM, ENT, & Ophthalmology (23 Days Posting + 1 Day Ward Leaving for each Batch in Rotation)							
			Medicine	Surgery	OBG	Paedia	Community Medicine	Ortho	E.N.T	Oph
21-Dec-22	Wednesday	Clinical Posting	CM8.1, 8.2, 8.3 Seminar-1	PS13.5 Demonstrate family education in a patient with psychosexual and gender identity disorders in a simulated environment	DR12.5 Define erythroderma. Enumerate and identify the causes of erythroderma. Discuss the treatment	-	GHI AS 6.2 Observation of crash cart and anaesthetic equipments	JK		
22-Dec-22	Thursday	Clinical Posting		PS16.4 Demonstrate family education in a patient with psychiatric disorders occurring in the elderly in a simulated environment	DR12.6 Identify and distinguish exfoliative dermatitis from other skin lesions DR.12.7 Identify and distinguish fixed drug eruptions and Steven Johnson syndrome from other skin lesions	-	GHI AS 7.1 to 7.5 Observation of basic setup process of a ventilator, monitoring in ICU, management of an unconscious patient	JK		
23-Dec-22	Friday	Clinical Posting	Ward Leaving	Ward Leaving	Ward Leaving	Ward Leaving	Ward Leaving	Ward Leaving		

Clinical Posting Hrs Distribution for MBBS Third Porofessional Part-I

Subject	Color Code	Total Hrs in Subject
Medicine		72
Surgery		72
OBG		72
CM		108
Ophthal		72
ENT		72
Paediatrics		72
Orthopaedics		72
SKIN		36
Psychiatry		36
Dentistry		18
Anaesthesia		18
Casualty		36
Total Clinical Posting		756